

# WIDA Screener for Kindergarten State Specific Guidance

2022–23



# Welcome & Introductions

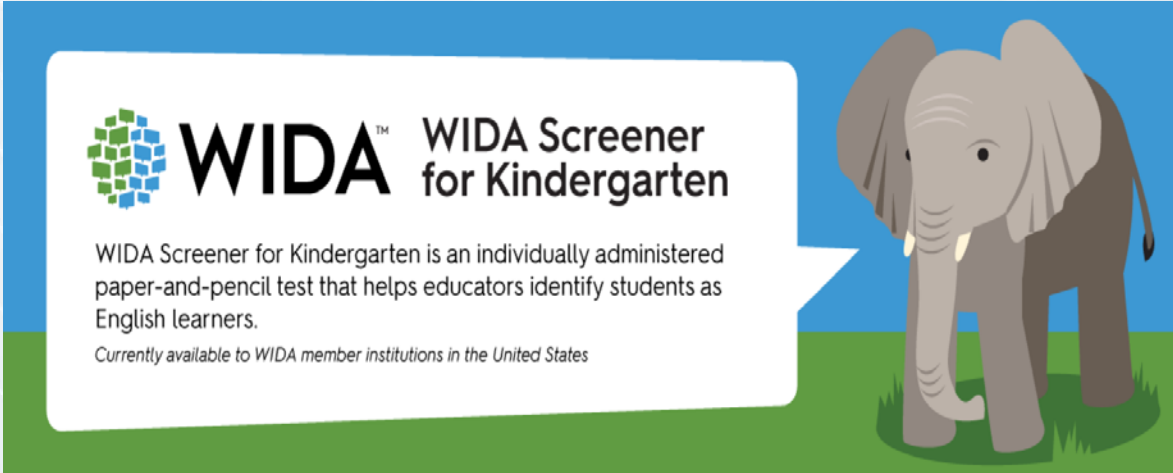
**Susan Walz**  
ESL/Title III




**Wendy Wooten**  
Office of Accountability  
and Testing

# WIDA Screener for Kindergarten Implementation

- EL Identification (Initial Step) & Home Language Survey Process
- NC Screening Policy
- Test Administrator Training
- Test Administrator Certification
- Screener Materials
- Ordering Materials
- Security
- Preparing for Administrations
- Scoring
- Identification Criteria
- Accessibility and Accommodations
- Reminders



 **WIDA™** WIDA Screener for Kindergarten

WIDA Screener for Kindergarten is an individually administered paper-and-pencil test that helps educators identify students as English learners.

*Currently available to WIDA member institutions in the United States*

# EL Identification Process (Initial Step)



# Home Language Survey (HLS)

- [The Home Language Survey Process](#)

Please follow the HLS process prior to screening any student for ESL services.



# NC Screening Policy



# State Board Policy TEST–011

- Effective with the 2022–23 school year, the WIDA Screener for Kindergarten is the state-identified English Language proficiency identification assessment given to students in kindergarten and grade 1 (first semester).
- The initial assessment is required within thirty (30) calendar days of enrollment.



# Enrollment Requirements

## Students screened prior to July 1, 2022

- W-APT may be used through June 30<sup>th</sup>, 2022 for EL Identification (within 30 days of enrollment)

***Note:** W-APT will no longer be available in PowerSchool after June 30, 2022.*

## Students screened on or after July 1, 2022

- WIDA Screener for Kindergarten must be administered for EL Identification (within 30 days of enrollment)

Please contact [susan.walz@dpi.nc.gov](mailto:susan.walz@dpi.nc.gov) for support





# W-APT Retirement

- W-APT may not be administered after June 30<sup>th</sup> and will not be accepted as a valid score.
- ESL Coordinators and District test coordinators should work together to collect and destroy any W-APT materials (district only).
- Charter schools should box and ship all W-APT materials to the Technical Outreach for Public Schools (TOPS) for secure destruction within the first 3 weeks of the 2022–23 school year.



# Test Administrator Training



# Training Course

- Located in the WIDA Secure Portal
- Self-paced (about 3 hours)
- All information provided on materials utilized, administration, and scoring
- Must be completed prior to administering the screener to students
- Links all necessary resources for test administrators to become familiar with administering the screener



## WIDA Screener for Kindergarten: Administration and Scoring

The purpose of this course is to help test administrators successfully prepare for and administer the WIDA Screener for Kindergarten identification and placement assessment.

[Course Details](#) [Course Resources](#) [Go to Course](#)

# Test Administration Manual (TAM)

- Download and save this resource to your device for quick reference
- Utilize “Control F” to “find” answers to questions you may have in advance of administrations
- Always consult the TAM for answers to screening questions prior to asking your EL Coordinator/Testing Coordinator or Regional Accountability Coordinator



# Test Administrator Certification



# Requirements for Certification

- Certification must be completed every two years
- Test administrators must take the Oral Language and Literacy Quizzes
- Completion of the full course and the two quizzes certifies test administrators to administer the full, four-domain test (Listening, Speaking, Reading & Writing)
- Obtain a score of at least 80% on each quiz
- Provide annual certification to local leadership




# Screenener Materials



# Reusable Kit Contents

Contain the following items:

- Storybook (*New Friends*)
- Cards
- Test Administrator Manual
- Test Administrator Script





# Reusable Kits

- Are **not** ordered in a 1:1 ratio
- Kits, like ACCESS Kinder Kits, are reused across many students and potentially for several years
- Will be available for order all year
- Beginning in October, replenishment options will be available for individual items (storybook, card sets, test administrator manual, and test administrator script)



# Consumable Materials

Consist of the following items:

- Response Booklet
- Score Sheets



# Consumable Materials

- Are ordered in a 1:1 ratio (for each administration)
- Will be available for order all year



# Ordering Materials



# Materials

- Materials are ordered in the NCEducation materials ordering system
  - Orders are placed through your test coordinator who has access to the ordering system
  - Materials are also available for download (local printing) from the training course
- \*WIDA recommends color administrations*



# Ordering Process

1. Determine if your school/site needs materials between July 1–mid August
2. Work with staff at schools/sites where kindergarten students will be screened to determine the minimum number of reusable and consumable materials needed in each location for the start of the 2022–23 school year
3. Provide this information to your district testing coordinator for him/her to place the order in the NCEducation materials ordering system



# Orders (July 1–mid August)

- Schools with need for materials between July 1 and mid–August will ship first.
- Orders will require RAC approval and a justification from the district testing coordinator during this time period
- After mid-August, shipments will be packaged and delivered in the order received in the ordering system and will not require RAC approval

# Shipments & Replenishment

- Materials will begin shipping from the Technical Outreach for Public Schools (TOPS) warehouse in mid-June
- The ordering system will only allow orders for reusable kits and consumable material orders through–October
- Beginning in October, the system will allow individual ordering of items in reusable kits (lost/damaged items)





# Security



# School & Site-based Security Requirements

- Access limited to the certified staff member administering
- Kept in a secure locked facility
- Available as needed and not a chore for the certified staff member to access
- Inventory accounted for locally on an annual basis through the public school unit test coordinator



# Preparing for Administrations



# Scheduling Screener Sessions

- Schedule 30-minute test sessions when administering the Listening & Speaking domains only
- Schedule 45-minute test sessions when administering all domains (Listening & Speaking, Writing, and Reading).

*These times are recommended by WIDA. The time will change based on the language skills of a student. This screener will not take as long to administer as the other Screeners.*



# Before Administrations

- Partner with a colleague to practice the test administration
- Be familiar with the stopping rules
- Review the *Speaking Practice Activity* in the Training Course and use the **Speaking Rubric** to support your decision making
- Review the *Writing Practice Activity* in the Training Course and use your **Writing Rubric** to support your decision making



# Scoring



# Score Sheets

A score sheet is used for each screener administration. Enter the scores online (for the domains administered) in the score calculator.

[Online Score Calculator](#)

The screenshot displays the 'Online Score Calculator' interface. On the left, there is a form with the following elements:

- Student's Current Grade:** A dropdown menu with 'K' selected.
- 1 Total Listening Correct:** A dropdown menu.
- 2 Total Speaking Meets:** A dropdown menu.
- I administered Writing and Reading.
- Get Score Report** button
- Clear the Form** button

On the right, there are three overlapping score sheets:

- Listening & Speaking Score Sheet:** A table with columns for 'Listening' and 'Speaking' and rows for 'Correct' and 'Meets'.
- Writing Score Sheet:** A table with columns for 'Writing' and 'Meets' and rows for 'Correct' and 'Meets'.
- Reading Score Sheet:** A table with columns for 'Reading' and 'Meets' and rows for 'Correct' and 'Meets'.

At the bottom of the score sheets, there are summary boxes for 'TOTAL LISTENING CORRECT' (1), 'TOTAL SPEAKING MEETS' (2), 'TOTAL WRITING CORRECT' (3), and 'TOTAL READING CORRECT' (4).

# Scores & Reports

- Scores entered from score sheets into the score calculator will generate proficiency levels
- Score Reports show proficiency levels for each domain administered
- Composite Scores are generated automatically in the score report, but are not reported in PowerSchool
- Scores need to be added into PowerSchool to complete a student's EL identification

Complete student demographics before scoring



## WIDA Screener for Kindergarten Score Report

Test Date: 05/11/2022

Test Administrator/Scorer:

### Student Information

First Name:

Last Name:

Birthdate:

Current Grade: K

State ID:

School:

District:

State:

Home Language(s):

WIDA Screener for Kindergarten provides a snapshot of an English language learner's general English language proficiency. The proficiency level scores are one factor to consider as you determine whether a student can benefit from English language support services.

Language Domain Scores	Proficiency Level
Listening	2
Speaking	5
Writing	2
Reading	3
Composite Scores	Proficiency Level
Oral Language - 50% Listening + 50% Speaking	4
Literacy - 50% Reading + 50% Writing	2
Overall - 35% Reading + 35% Writing + 15% Listening + 15% Speaking	3

Proficiency levels are defined as part of the WIDA English Language Development Standards Framework. For more information about the framework, visit the [ELD Standards Framework](#) page. To better understand the proficiency level scores, refer to the kindergarten proficiency level descriptors.





# Scoring Reminders

- Responses are scored locally. If students are responding appropriately to the test prompts, they can use the cards any way they like. For example, if a student clearly indicates a response by pointing both to a card and to a place in the storybook—instead of picking up the card and placing it in the appropriate spot—there is no need to correct this approach to the task.
- Writing samples are provided in the Test Administrator Manual to help assign student **Writing** scores
- Test administrators are encouraged to utilize scoring rubrics while assessing students
- After scores are entered in PowerSchool, file the student score sheet in the student's cumulative record
- Student response booklets are retained (securely) for 6 months and then securely destroyed per test coordinator directives; charter schools ship student response booklets to TOPS for secure storage



# Identification Criteria



# Screening by Semester

- **Kindergarten 1<sup>st</sup> Semester**
  - *Listening and Speaking*
- **Kindergarten 2<sup>nd</sup> Semester and Grade 1 – 1<sup>st</sup> Semester**
  - *Listening, Speaking, Reading, and Writing*



# NC Identification Criteria for Screeners

WIDA Screener for Kindergarten			
GRADE	DOMAINS	QUALIFIES FOR SERVICE	DOES NOT QUALIFY FOR SERVICE
Kindergarten 1 <sup>st</sup> Semester	Listening and Speaking	Any domain score below 5	All domain scores are 5 or above
Kindergarten 2 <sup>nd</sup> Semester  Grade 1 1 <sup>st</sup> Semester	Listening, Speaking, Reading, and Writing	Any domain score below 5	All domain scores are 5 or above
WIDA Screener			
Grade 1 (2 <sup>nd</sup> Semester) Grades 2– 12	Listening, Speaking, Reading, and Writing	Any domain score below 5	All domain scores are 5 or above



# Accessibility & Accommodations



# Accessibility Supports

The following accessibility supports are built-in features of WIDA Screener for Kindergarten and don't need to be provided or documented as accommodations:

- Extended Time
- Human Reader
- Large Print



# Accommodations

- Targeted accommodations can be used on WIDA assessments in accordance with students' IEPs as allowed by policy

Work with your school's EC Team to determine if a student needs additional accommodations to access this screening tool.



# Reminders





# Planning for Successful Administrations

- Practice administering the screener prior to the first administration (role play or set a mock administration with test administrators)
- Re-read the test administrator script prior to administering the screener
- Utilize the scoring rubrics during the screening to help guide scoring
- Choose screening locations free of distraction and where students will be comfortable



Thank you for your time and  
dedication to NC English  
Learners.

