



An At-Home Guide for Families

3rd Grade English Language Arts in North Carolina Public Schools

Course Outline

At the end of the course, my child will know...




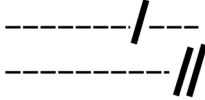


- How to ask and answer questions to show understanding of the text.
- How to use key details in the text to support answers.
- How to participate in discussions with peers.
- How to identify the main message or lesson of the story using key details from the text.
- How to answer questions using specific details from the text
- How to use what the sentence says to help determine what an unknown word or phrase means
- How to describe the characters in a story
- How to ask questions to be clear about what is being discussed and ask questions that are about the topic being discussed
- How to participate in discussions (one-on-one, in groups, and teacher-led) with peers.
- How to identify the main idea of an informational text.
- How to retell key ideas from an informational text
- How to use resource materials (glossaries and dictionaries) to help determine the meaning of key words and phrases
- How to ask and answer questions using textual evidence from informational text
- How to determine the meaning of unknown words in informational text
- How to take notes using relevant and important information from print sources, such as books or articles, and digital resources.
- How to use the writing process to plan, revise, and edit writing and produce writing that is appropriate to task and purpose
- How to describe the traits, motives, or actions of characters in a story and explain how their actions contribute to the sequence of events
- How to figure out the meaning of words/phrases that are unfamiliar or have multiple meanings.
- How to explain how the characters' actions add to the plot and affect the events in the story
- How to retell key ideas from an informational text
- How to establish the main idea in a text.
- How to write simple, complex and compound sentences

Curious what the specific standards are for 3rd Grade English Language Arts in North Carolina?







Check out the [North Carolina Standard Course of Study](#) to learn more. Looking for additional explanations about what students should be able to do at the end of this course? Check out [NC DPI's unpacked contents document](#) aligned to the course standards.




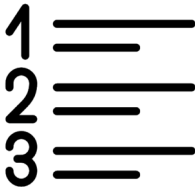




Key Vocabulary

Visual	Term	Definition
	Evidence	Facts or information that supports a claim or idea
	Central Message	The big idea, or theme, of the story. Often, the central message is a lesson the author wants the reader to learn.
	Key Details	specific and important parts of the text
	Phrasing	To group words together, with appropriate pauses
	Collaborate	to work together
	Context Clues	hints that an author gives to help a reader define a word

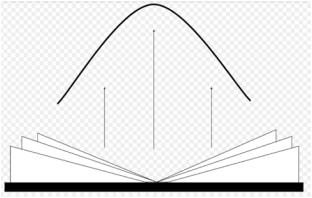



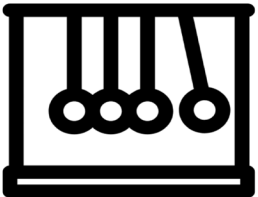



Visual	Term	Definition
	Text Features	are extra visuals and print that authors include in books to help the reader understand
	Informational Text	Text that is nonfiction and contains real information and facts
	Research	To study and learn about a topic in depth
	Edit	To correct or change
	Revise	To look at again and make changes to improve
	Compare	Find the things that are alike and that are different



Visual	Term	Definition
	Prior Knowledge	Knowledge before learning about something new
	Sequence	Something that happens in a specific order
<p>Hang in there!</p> 	Idioms	A phrase or expression with a deeper meaning
	Character Traits	Words that describe characters actions and ways
	Fable	A story that teaches a lesson with animals with human characteristics
	Moral	A lesson that teaches you to do right



Visual	Term	Definition
	Plot	The plan or main story
	Supportive Details	Information that supports the main idea
	Main Idea	the central point or big picture of a text
	Contrast	To find things that are different
	Cause	A person or thing that gives reason to an action
	Effect	Consequence of an action

Learning in Action: Grade Level Skills



Examples of Grade Level Skills

Grade level example of identifying a main idea of a text and using supporting details to support the claim.

The main idea of *The Crab and His Mother* was that we learn best by example. I know this because the mother crab showed the little crab that he could not walk straight forward by trying and trying to walk straight but not being able to do so. The little crab saw that his mother was unable to do this even though he wanted to so badly but learned by example that the best thing to do was to walk sideways.

Grade level example of identifying a moral of the story.

The moral of the story of *Cinderella* was that kindness will be rewarded whereas selfishness will not. I know this because Cinderella was kind to her step mother and sisters even when they were mean to her and when she met the prince he saw what a good heart she had and tried to find her. Then Cinderella was saved by the prince and the stepmother and sisters were not given what they wanted because they treated Cinderella so selfishly.

Grade level example of cause and effect multiple choice.

What is the cause... I woke up in the morning and found a huge water puddle in my backyard?

- A. It must have snowed last night
 - B. It must have rained last night
 - C. It must have had a mudslide last night
 - D. It must have had a heat wave last night
-

Grade level example of context clues using a passage and multiple choice.

Jenny woke up Saturday morning and remembered it was her birthday. She was giddy with excitement as she thought about all that she was going to do with her family and friends. She jumped out of bed and rushed downstairs to start the day.

What does the word “giddy” mean in this passage, use context clues to help you?

- A. disappointed
- B. sad



- C. excited
- D. nervous

Resources

Links and online resources to allow you to support your child's learning.

- [Brainpop](#) - ELA Resources
- [Prodigy](#) - ELA game-based resource
- [NewsELA](#) - Nonfiction news articles
- [EL Education](#) - 3rd grade resource

At-Home Connections

Asking questions and having conversations is beneficial to your students' understanding of what they read or what they are observing. You can talk with your student about what they have read in class, at home, or even what they have watched on television. Asking them questions requires them to think and comprehend what they have experienced in everyday life.

- Tell me how to figure out the main idea of the story. How do you know?
- Tell me how to figure out the character traits of the main character.
- Tell me how we can compare and contrast [any two things].
- Tell me what the moral of the story is (use evidence from the text).
- Tell me the sequence of events in the story.
- Read the story together and talk about what you read and what questions you may have.

Challenges to Anticipate

We as parents never want to see our children struggle, but that is a normal and important part of the learning process. When struggling occurs that just means our children are experiencing new challenges



and information and it builds their knowledge. Be supportive and encouraging when they struggle and continue to encourage them to read what they are interested in for fun.

- Read often with your child and encourage them to read on their own.
- Show them that you like to read as well and do so for fun
- Allow your child to read what interests them so that they do not feel like it's not fun.
- Ask questions and have conversations about what they are reading so they are encouraged to continue reading.
- Use these "How to" statements from this document to help ask questions about what your child is reading.
- Talk with your child about real world events and answer questions your child might have about these events

Communicating with Your Child's Teacher

Still feeling stuck? Reach out to your child's teacher to discuss what you can do to further your child's learning. Some questions that might guide your discussion:

- What resources would you suggest I use to support my child?
- Where do you see my child struggling? What can we do together to help?
- What should my child practice at home?
- What collective message can we send together to help my child learn?

Need Technical Help?

Reach out to your student's home school for technical assistance. Include the type of device (PC, Mac, Chromebook, etc.) and browser (Chrome, Firefox, Safari, etc.).

Citations

Vocabulary images created by Rethink Education using Canva or Google Drawings