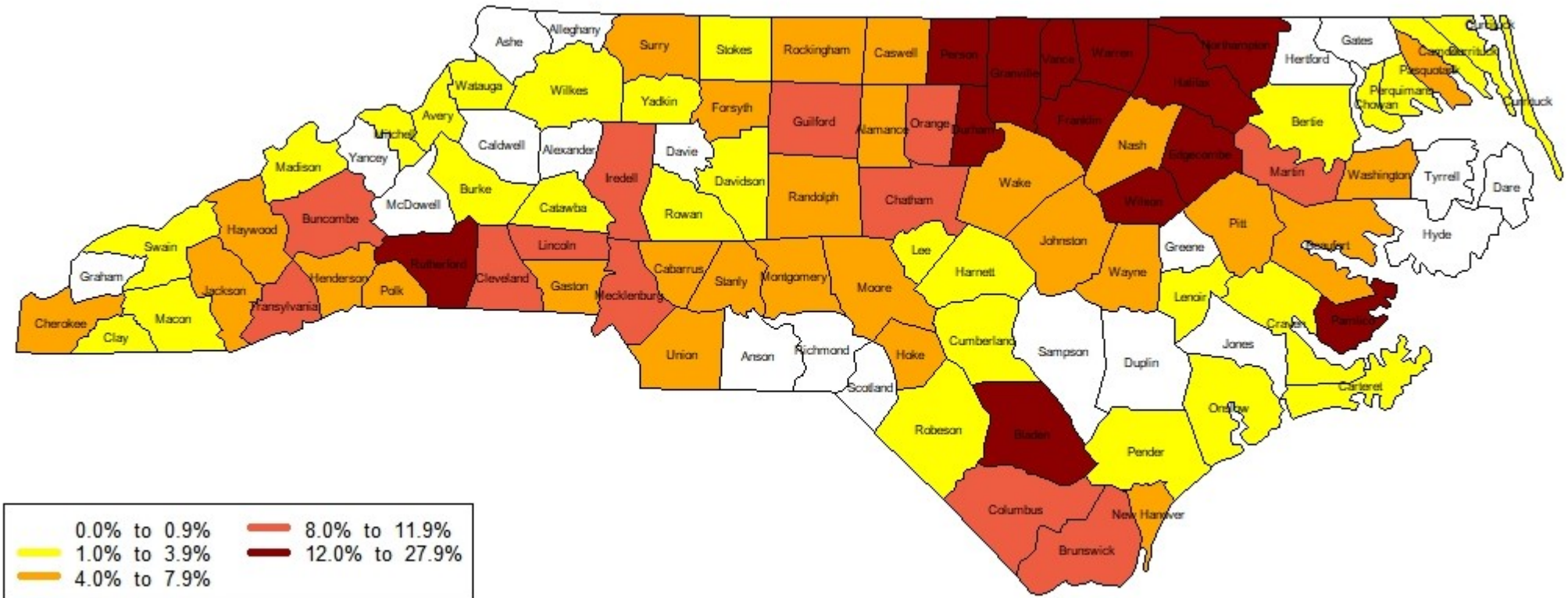


Percentage of Public School Students in Membership at Charter Schools

FY 2019



For purposes of illustration, city LEAs are combined with the county LEAs. In most cases, the city percentage is similar to the county percentage, except for the following:

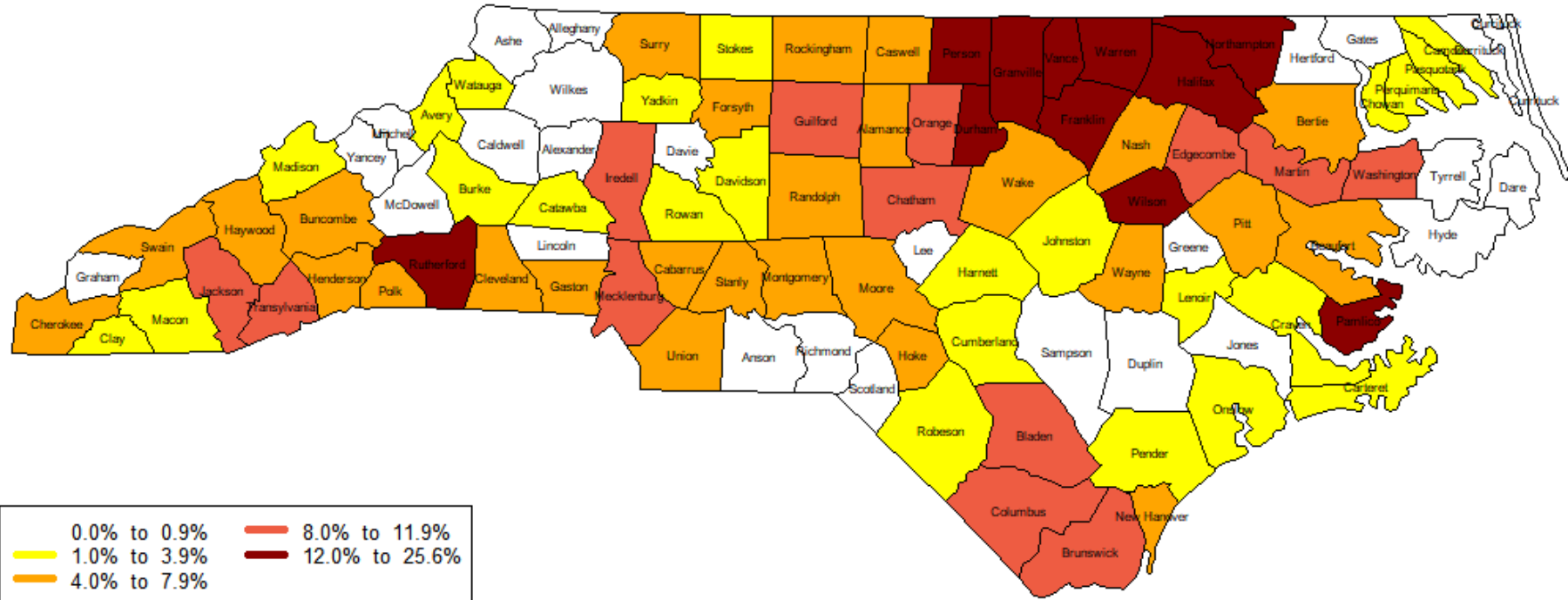
| | | | |
|----------------|-------|-----------------|-------|
| Halifax | 28.0% | Surry | 5.8% |
| Weldon City | 21.8% | Elkin City | 2.8% |
| Roanoke Rapids | 5.8% | Mount Airy City | 10.6% |
| Orange | 10.2% | Catawba | 1.4% |
| Chapel Hill | 1.2% | Hickory City | 0.5% |
| | | Newton City | 0.4% |

Source: Charter school membership collected from LEAs via electronic survey.
LEA membership from 2018-19 Allotted ADM

Percentage of Public School Students in Membership at Charter Schools

FY 2018

ATTACHMENT C



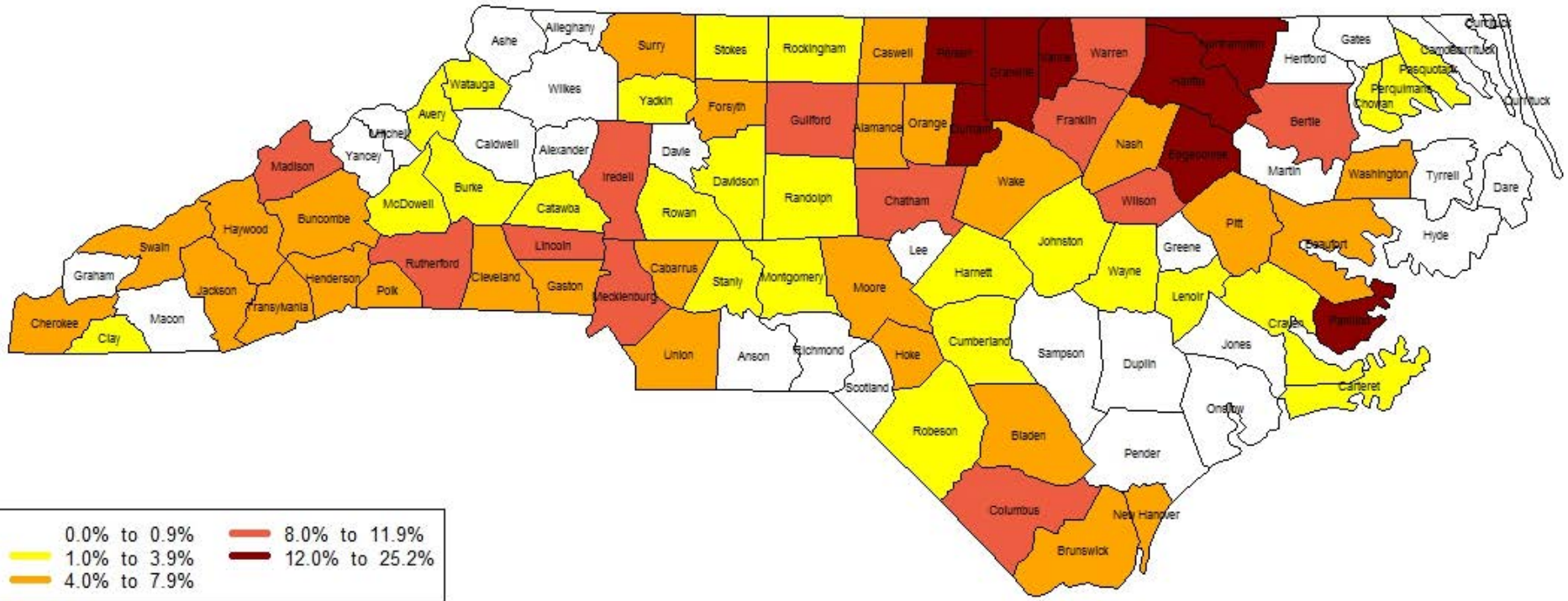
For purposes of illustration, city LEAs are combined with the county LEAs. In most cases, the city percentage is similar to the county percentage, except for the following:

| | | | |
|----------------|-------|-----------------|-------|
| Halifax | 25.6% | Surry | 5.7% |
| Weldon City | 23.7% | Elkin City | 2.6% |
| Roanoke Rapids | 5.5% | Mount Airy City | 10.8% |
| Orange | 9.3% | | |
| Chapel Hill | 0.9% | | |

Source: Charter school membership collected from LEAs via electronic survey.
LEA membership from 2017-18 Allotted ADM

Percentage of Public School Students in Membership at Charter Schools

FY 2017



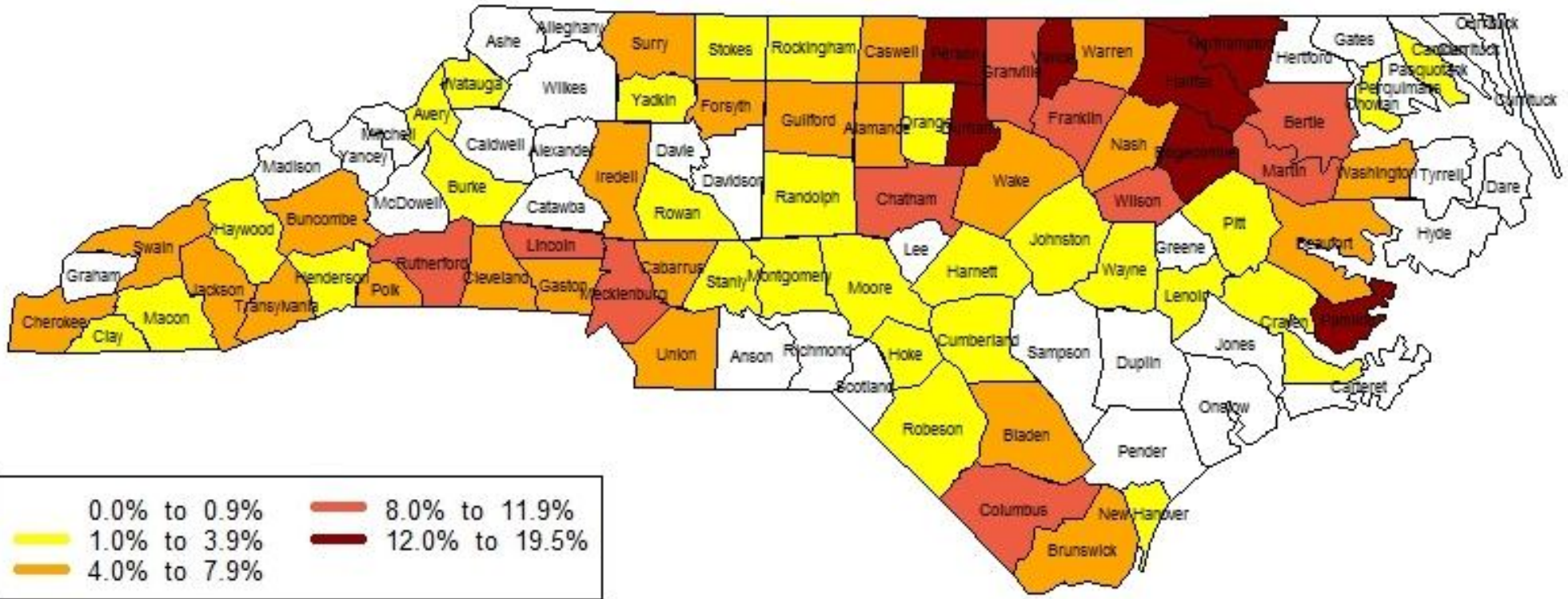
For purposes of illustration, city LEAs are combined with the county LEAs. In most cases, the city percentage is similar to the county percentage, except for the following:

| | | | |
|----------------|-------|-----------------|-------|
| Halifax | 25.2% | Surry | 5.2% |
| Weldon City | 22.4% | Elkin City | 2.4% |
| Roanoke Rapids | 5.9% | Mount Airy City | 10.2% |
| Orange | 7.5% | | |
| Chapel Hill | 1.1% | | |

Source: Charter school membership collected from LEAs via electronic survey.
LEA membership from 2016-17 Allotted ADM

Percentage of Public School Students in Membership at Charter Schools

Month 1 2015-16



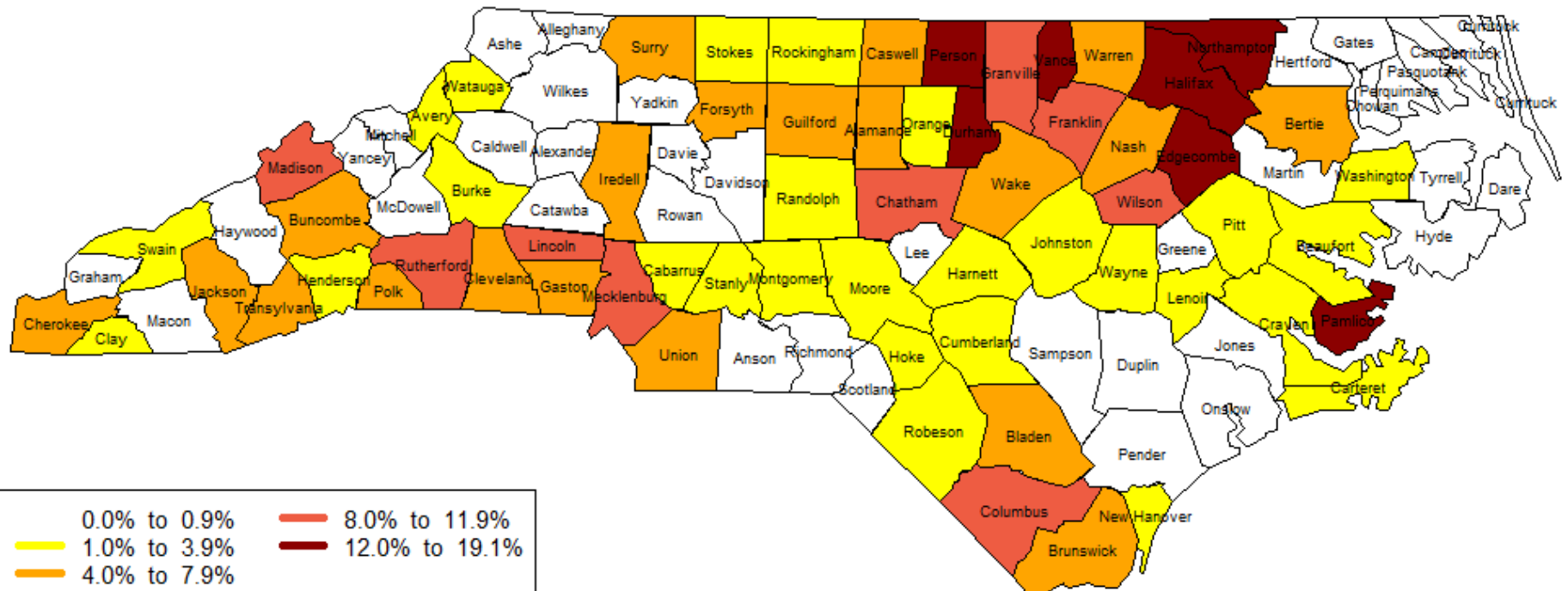
Source: Charter school membership collected from LEAs via electronic survey.

LEA membership from 2015-16 Allotted ADM

For purposes of illustration, city LEAs are combined with the county LEAs. In most cases, the city percentage is similar to the county percentage, except for the following:

| | | | |
|----------------|-------|-----------------|------|
| Halifax | 22.7% | Surry | 4.7% |
| Weldon City | 17.1% | Elkin City | 1.8% |
| Roanoke Rapids | 5.5% | Mount Airy City | 9.4% |
| Orange | 6.4% | Cabarrus | 5.3% |
| Chapel Hill | 1.2% | Kannapolis City | 2.3% |

Percentage of Public School Students in Membership at Charter Schools Month 1 2014-2015



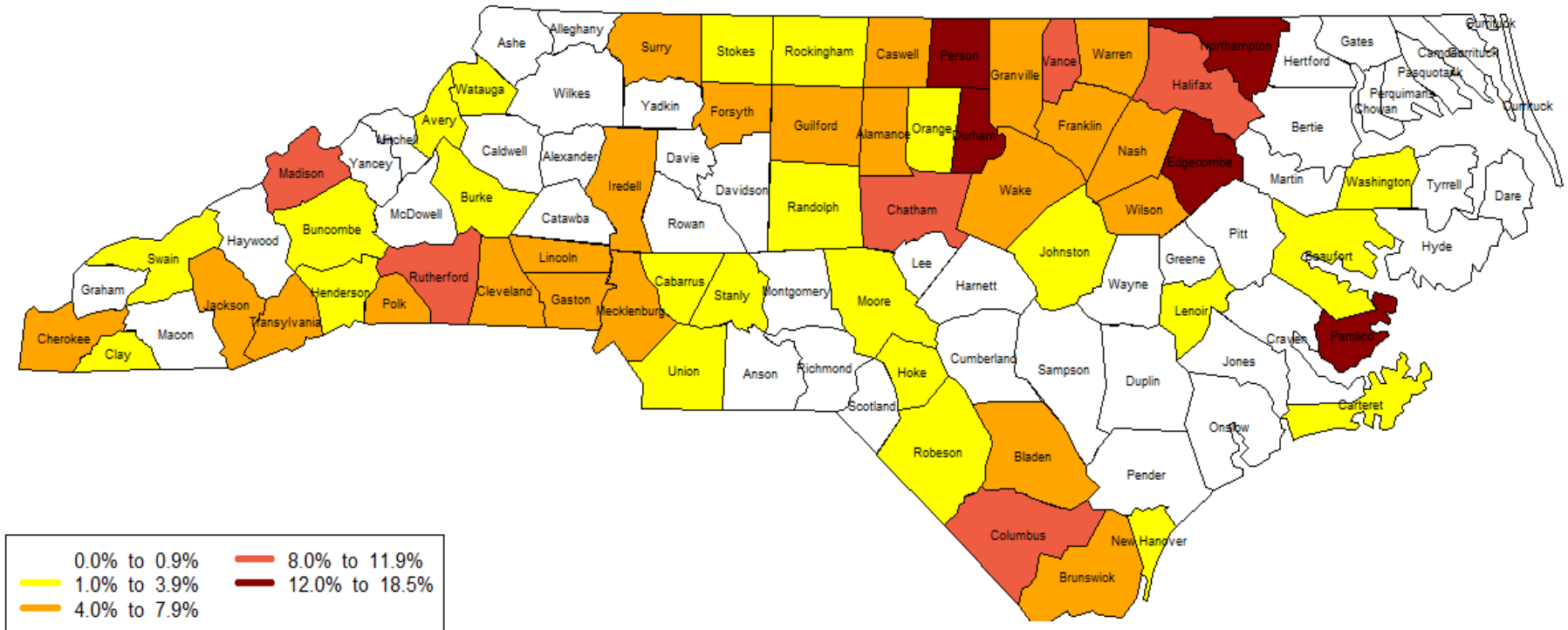
For purposes of illustration, city LEAs are combined with the county LEAs. In most cases, the city percentage is similar to the county percentage, except for the following:

| | | | |
|----------------|-------|-------------|------|
| Halifax | 19.7% | Orange | 5.8% |
| Weldon City | 11.7% | Chapel Hill | 0.9% |
| Roanoke Rapids | 4.3% | | |
| Buncombe | 4.4% | | |
| Asheville City | 7.9% | | |

Source: Charter school membership collected from LEAs via electronic survey.
LEA membership from 2014-15 Allotted ADM

Percentage of Public School Students in Membership at Charter Schools

Month 1 2013-14

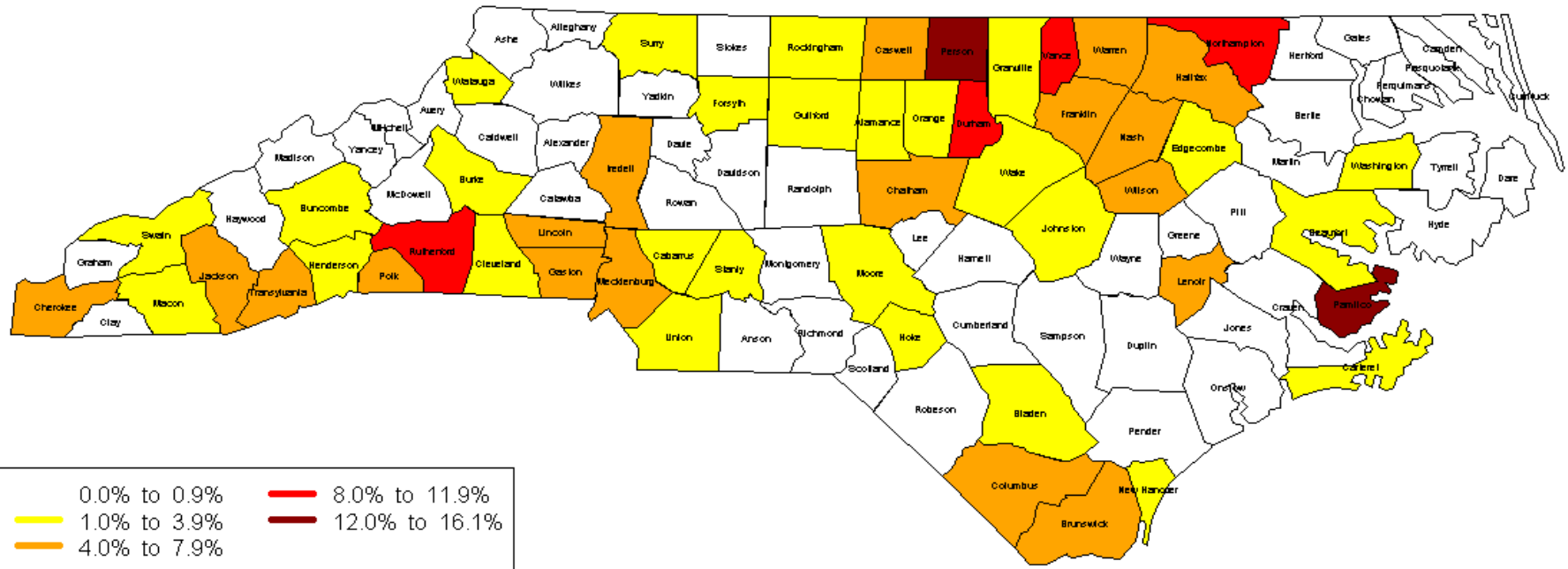


For purposes of illustration, city LEAs are combined with the county LEAs. In most cases, the city percentage is similar to the county percentage, except for the following:

| | | | |
|----------------|-------|---------------|------|
| Halifax | 15.0% | Surry | 3.6% |
| Weldon City | 9.9% | Mt. Airy City | 7.7% |
| Roanoke Rapids | 4.0% | Elkin City | 1.7% |
| Buncombe | 2.5% | Orange | 4.1% |
| Asheville City | 6.2% | Chapel Hill | 0.6% |

Source: Charter school membership collected from LEAs via electronic survey.
LEA membership from 2013-14 Allotted ADM

Percentage of Public School Students in Membership at Charter Schools Month 1 2011-12



Source: Charter school membership collected from LEAs via electronic survey.
LEA membership from 2011-12 Allotted ADM

For purposes of illustration, city LEAs are combined with the county LEAs. In most cases, the city percentage is similar to the county percentage, except for the following:

| | | | |
|----------------|--------|-------------|------|
| Halifax | 10.54% | Orange | 3.7% |
| Weldon City | 6.9% | Chapel Hill | 0.7% |
| Roanoke Rapids | 4.0% | | |
| Buncombe | 2.6% | | |
| Asheville City | 6.1% | | |