

PSU Fiscal Health and DART Summer Conference July 2025

Presented by the Office of School Business, NCDPI

Areas of Discussion

July 2025

DART -- ACCESS

Fiscal Trend Data

**General Navigation
Tools**

**WHAT DO YOU
NEED?**



SBSDART

SBS Data Analytics & Reporting Tool (DART)

An official website of the State of North Carolina [How you know](#) ✓



[Home](#) > [Districts & Schools](#) > [District Operations](#) > [Financial and Business Services](#)

Financial and Business Services

School Business manages approximately \$11 billion in state and federal funds and provides various technical support services to School Districts/Local Education Agencies (LEAs), Independent Public Schools (IPS - charters, lab schools, and regional schools), their employees, and other public school stakeholders.

SBS DART



The [SBS Data Analysis and Reporting Tool \(SBS DART\)](#) is an online application containing PSU expenditure data. Internal reports such as the monthly financial reports, cash zero out report, invalid codes report, remaining allotment balances, and more will now live within SBS DART.

Keep up to date with us through our **Newsletters**, the **What's New** section below, and our **topic pages** in the navigation bar to the right. To access EDDIE to update school information, please see our [EDDIE webpage](#).

- [Most Recent Newsletter](#)
- [Previous Newsletters](#)

Requesting an Account:

- Go to: <https://dart.schoolbusiness.ncdpi.gov/login>
- Login with your UID information – NCEdCloud Login Info
- Finance Officers approve the PSU users
 - Request PSU Superintendent user account (for your Superintendents)
- Approval can take up to 24 business hours
- Are there Separate Areas at your PSU that need to be set-up to have access to data or are you able to manage via the reports you have access to?

Login Screen

Log in using the NCEdCloud option to view PSU-specific reports.



School Business Data Analytics and Reporting
Tool
North Carolina Department of Public Instruction

Public Reports ▾

Login

Select Identity Provider

NCEdCloud

NCDPI Staff

New Reports/Areas

- Fiscal Trends Summary (from Audit and Other key Data)
- Federal Funding Reports
- Helene Funding Dashboard
- CPA Confirmation Reports (in Public Site)
- State and Federal Funding Dashboard (using year-end information – under development)

Fiscal Trend Reports

Reports created for Superintendents and others to exhibit key indicators related to the resources used in the Public Schools.

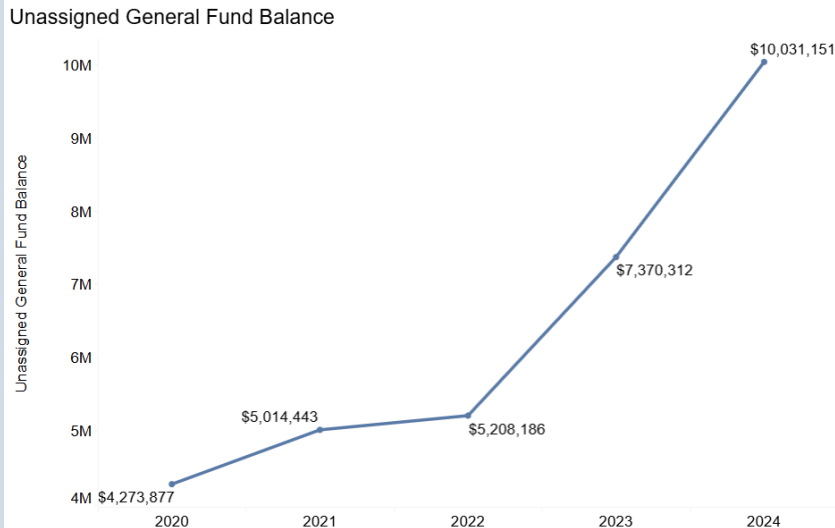
Other data and dashboards still being developed.

What do you need to tell your story?

Fiscal Trend Dashboard Elements

- General (Local) Fund Balance Trend
 - Expenditures Trend (By Funding Source)
 - Staff/Teacher vs. ADM Trends
 - Student to All Staff Ratios
 - Student to Teacher Ratios by Fund Type
 - Historical Best 1 of 2 ADM (includes Charter schools)
 - Charter School Membership data (with map)
 - Remaining Allotment Balances by PRC
 - Federal PRCs with unobligated funds
-
- **ARE YOUR TRENDS HEALTHY?**

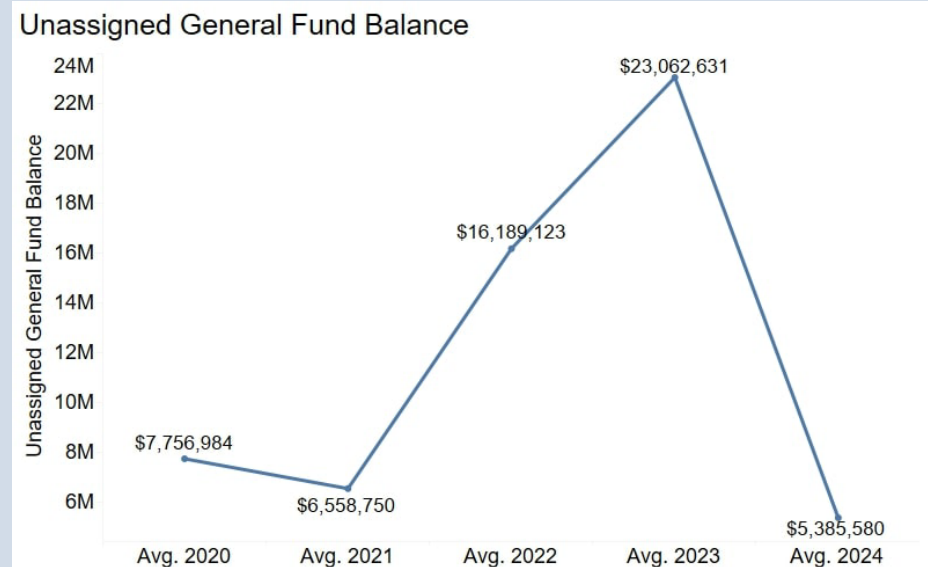
General Fund Balance



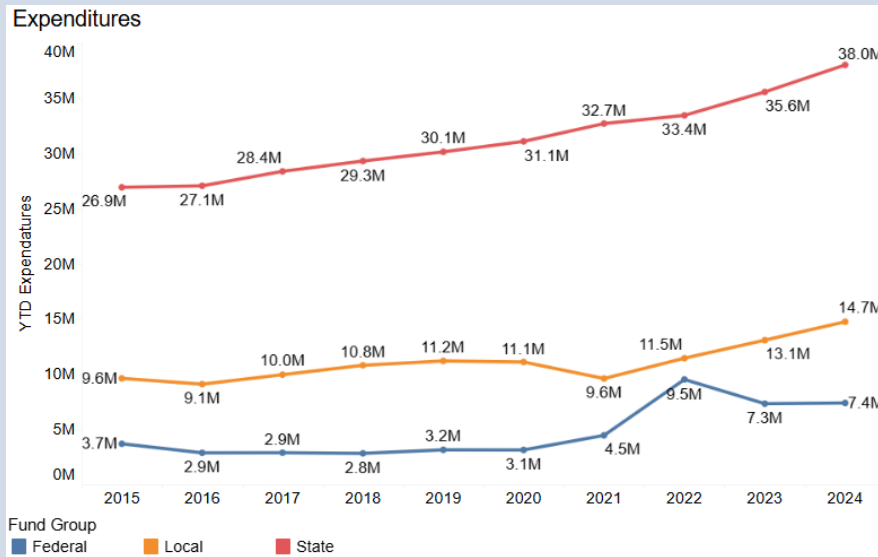
General Fund Balance

What is the right amount for your district?

Unexpected Event for the Decline?

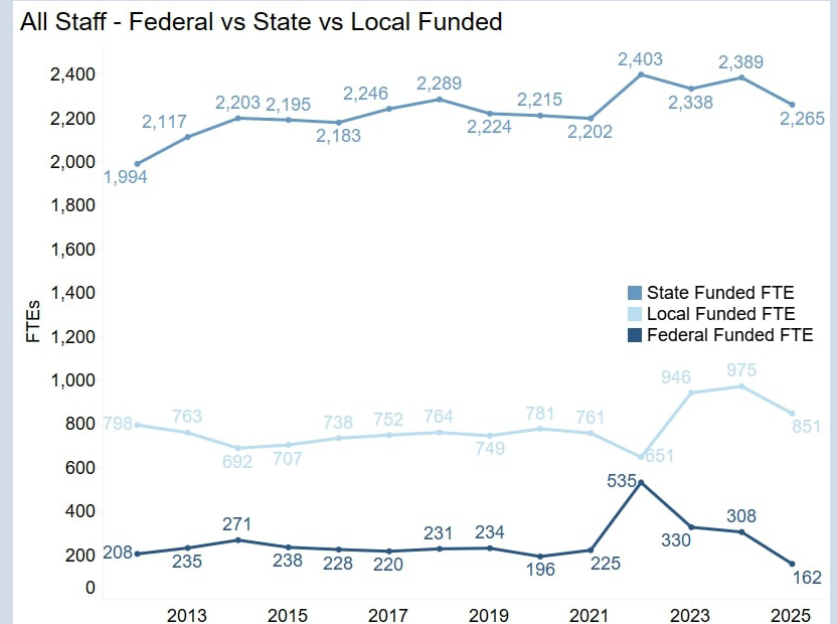


Financial Trend Reports



Does Staffing Mirror Expenditures and Revenue?

Is it proportional to Revenue?



Staffing Trends vs. ADM

All Staff vs ADM (Avg Daily Membership)

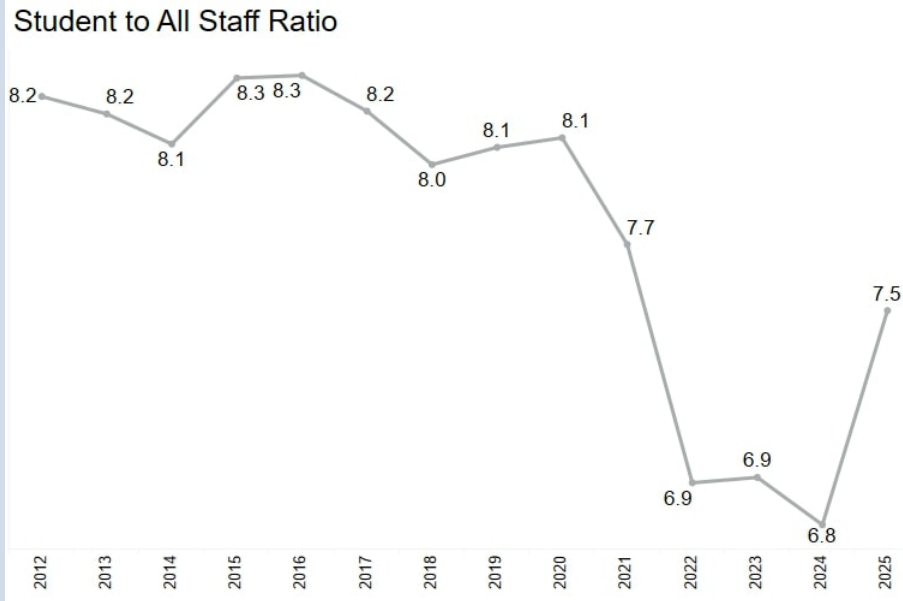


All Staff Count vs ADM (Best 1 of 2)

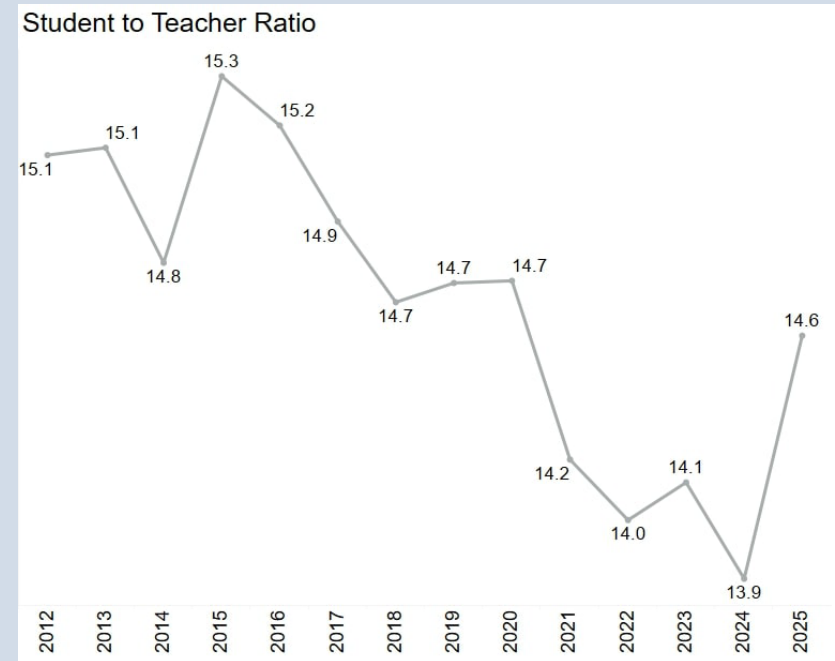


Student to Staff Ratios

Students to ALL Staff

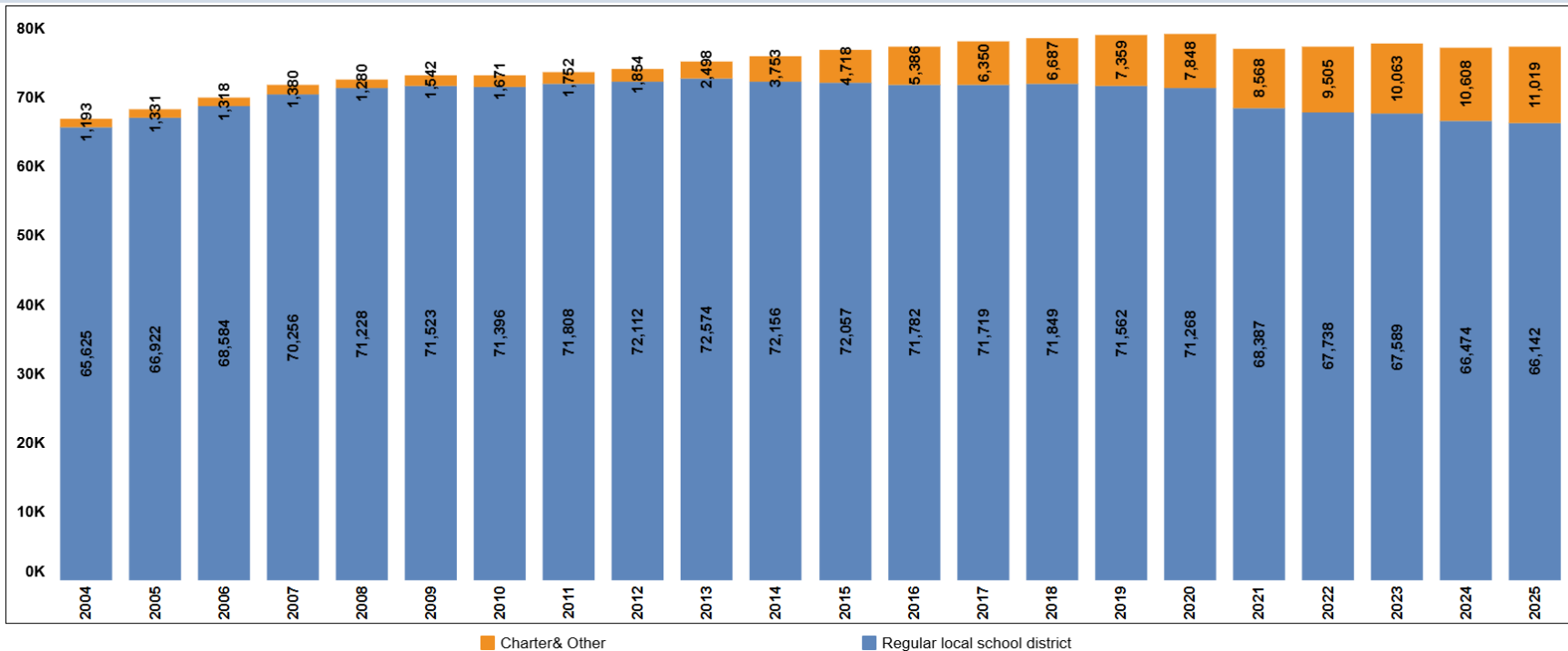


Students to Teachers



Historical Best 1 of 2

Are you always presenting your information with the Charter School Portion when asking for Local Funds?



Navigating DART

This next area will provide some of the information on the General Information in DART currently and how to navigate the tool.

Public Reports

Public reports do not require any user login.

We have placed the reports for auditor confirmations in this area (F2 and F3)

Other Year-End final dashboards and reports will be available here.


Public Reports ▾

Public Report List and Descriptions

- A1. Best of 1 of 2 ADM Historical View
- A2. Best 1 of 2 ADM Trends
- A3. Charter School Membership
- C1. Low Wealth Calculator
- D1. NC Local Education Agencies Report
- F1. Chart of Accounts
- F2. FY25 Final Expenditures by PRC Report
- F3. FY25 PSU YTD Approved Cash
- F4. Allotment and ADM by Year
- F5. Federal FTE by Congressional District
- F6. Federal Funding by Congressional District
- F7. Federal Funding Impact
- F8. Covid-19 Allotment Information
- S1. Average Teacher Compensation

Public Reports

The Public Report List and Descriptions option lists all the reports with their descriptions as a reference.



School Business Data Analytics and Reporting Tool
North Carolina Department of Public Instruction

Public Reports ▾






Login


Public Report List and Descriptions

Download PDF

Public Reports

Report Number	Report Name	Report Type	Report Category	Report Description
A1.	Best 1 of 2 ADM - IPS/LEA Comparison	Public Reports	Student Accounting Data	This report provides a comparison between LEA and IPS ADM for the last 20 years. This report can be filtered by county, PSU, year, and school type.
A2.	Best 1 of 2 ADM Trends	Public Reports	Student Accounting Data	The report provides a view of how the statewide average daily membership has changed over the last 20 years and a view of the selected PSU. This report could be used to determine if a PSU has followed the same pattern for change in ADM.
A3.	Charter School Membership	Public Reports	Student Accounting Data	This report provides a historical view of charter school membership by PSU. Data include total allotted ADM, students in membership at a charter school, and % of students attending a charter school.
C1.	Low Wealth Calculator	Public Reports	Calculators	This report provides the data used to calculate low wealth funding. The report will provide the previous 5 years of data.
D1.	NC Local Education Agency Report	Public Reports	Directory Information	This report provides a list of the open, closed, and future PSUs.
F1.	Chart of Accounts	Public Reports	Financial Information	This report provides a list of the most current chart of accounts.
F2.	23-24 Final Monthly Financial Report	Public Reports	Financial Information	This report provides a list of the 23-24 final expenditure data as reported by the PSUs. Please note this is a large file and may



North Carolina Department of
PUBLIC INSTRUCTION

NCDPI LINKS
Education Directory

Chart of Accounts



School Business Data Analytics and Reporting
Tool
North Carolina Department of Public Instruction

Public Reports ▾

Login

F1. Chart of Accounts

NC DPI Chart of Accounts

FISCAL YEAR

2025

FILTER BY PRC

(All)

FUND

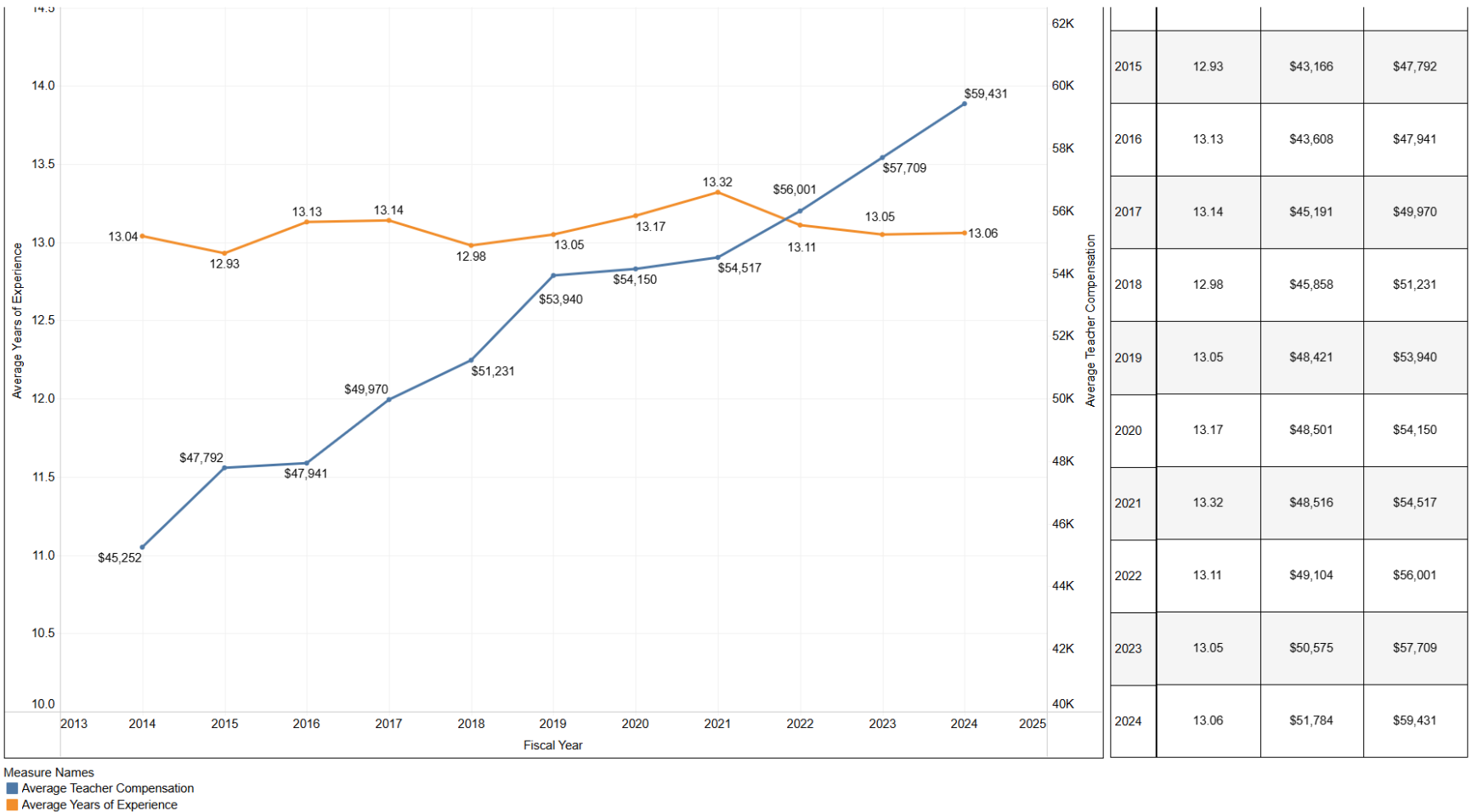
(All)

DOWNLOAD

FISCAL YEAR	FUND	GRANT YEAR	PURPOSE	PRC	OBJECT	
2025	1	X	32110	0130	00000	State Textbook Account Transactions
2025	1	X	51100	0001	01210	Regular Curricular - Salary - Teacher
2025	1	X	51100	0001	01220	Regular Curricular - Salary - Interim Teacher - Non Cert
2025	1	X	51100	0001	01230	Regular Curricular - Salary - JROTC Teacher
2025	1	X	51100	0001	01250	Regular Curricular - Salary - New Teacher Orientation
2025	1	X	51100	0001	01270	Regular Curricular - Master Teacher
2025	1	X	51100	0001	01280	Regular Curricular - Salary - Re-employed Retired Teacher
2025	1	X	51100	0001	01290	Regular Curricular - Salary - Held Harmless Salary
2025	1	X	51100	0001	02110	Regular Curricular - Employer's Soc Sec - Regular
2025	1	X	51100	0001	02210	Regular Curricular - Employer's Retirement - Regular
2025	1	X	51100	0001	02310	Regular Curricular - Employer's Hospitalization Ins
2025	1	X	51100	0003	01620	Regular Curricular - Substitute Pay - Reg. Absence
2025	1	X	51100	0003	01630	Regular Curricular - Substitute Pay - Staff Dev.
2025	1	X	51100	0003	01640	Regular Curricular - Salary - Full Time Sub - Non-Cert
2025	1	X	51100	0003	01660	Regular Curricular - Tchr. Asst. Pay - Staff Dev.
2025	1	X	51100	0003	01990	Regular Curricular - Overtime Pay
2025	1	X	51100	0003	02110	Regular Curricular - Employer's Soc Sec - Regular
2025	1	X	51100	0003	02210	Regular Curricular - Employer's Retirement - Regular
2025	1	X	51100	0003	02310	Regular Curricular - Employer's Hospitalization Ins
2025	1	X	51100	0003	03110	Regular Curricular - Contracted Services
2025	1	X	51100	0003	03130	Regular Curricular - Contracted Instructional Substitutes
2025	1	X	51100	0007	01210	Regular Curricular - Salary - Teacher
2025	1	X	51100	0007	01220	Regular Curricular - Salary - Interim Teacher - Non Cert
2025	1	X	51100	0007	01290	Regular Curricular - Salary - Held Harmless Salary
2025	1	X	51100	0007	01310	Regular Curricular - Salary - Instruct. Support I
2025	1	X	51100	0007	01350	Regular Curricular - Salary - Instructional Facilitator
2025	1	X	51100	0007	02110	Regular Curricular - Employer's Soc Sec - Regular
2025	1	X	51100	0007	02210	Regular Curricular - Employer's Retirement - Regular
2025	1	X	51100	0007	02310	Regular Curricular - Employer's Hospitalization Ins
2025	1	X	51100	0009	01840	Regular Curricular - Longevity Pay
2025	1	X	51100	0009	01850	Regular Curricular - Bonus Leave Payoff
2025	1	X	51100	0009	01860	Regular Curricular - Short Term Disability - Beyond 6 months
2025	1	X	51100	0009	01880	Regular Curricular - Annual Leave Payoff
2025	1	X	51100	0009	01890	Regular Curricular - Short Term Disability - First Six Months
2025	1	X	51100	0009	02110	Regular Curricular - Employer's Soc Sec - Regular
2025	1	X	51100	0009	02210	Regular Curricular - Employer's Retirement - Regular
2025	1	X	51100	0009	02310	Regular Curricular - Employer's Hospitalization Ins
2025	1	X	51100	0009	02330	Regular Curricular - Employer's Unemployment Ins
2025	1	X	51100	0010	01210	Regular Curricular - Salary - Teacher
2025	1	X	51100	0010	01270	Regular Curricular - Master Teacher
2025	1	X	51100	0010	01290	Regular Curricular - Salary - Held Harmless Salary

Share

S1. Average Teacher Compensation

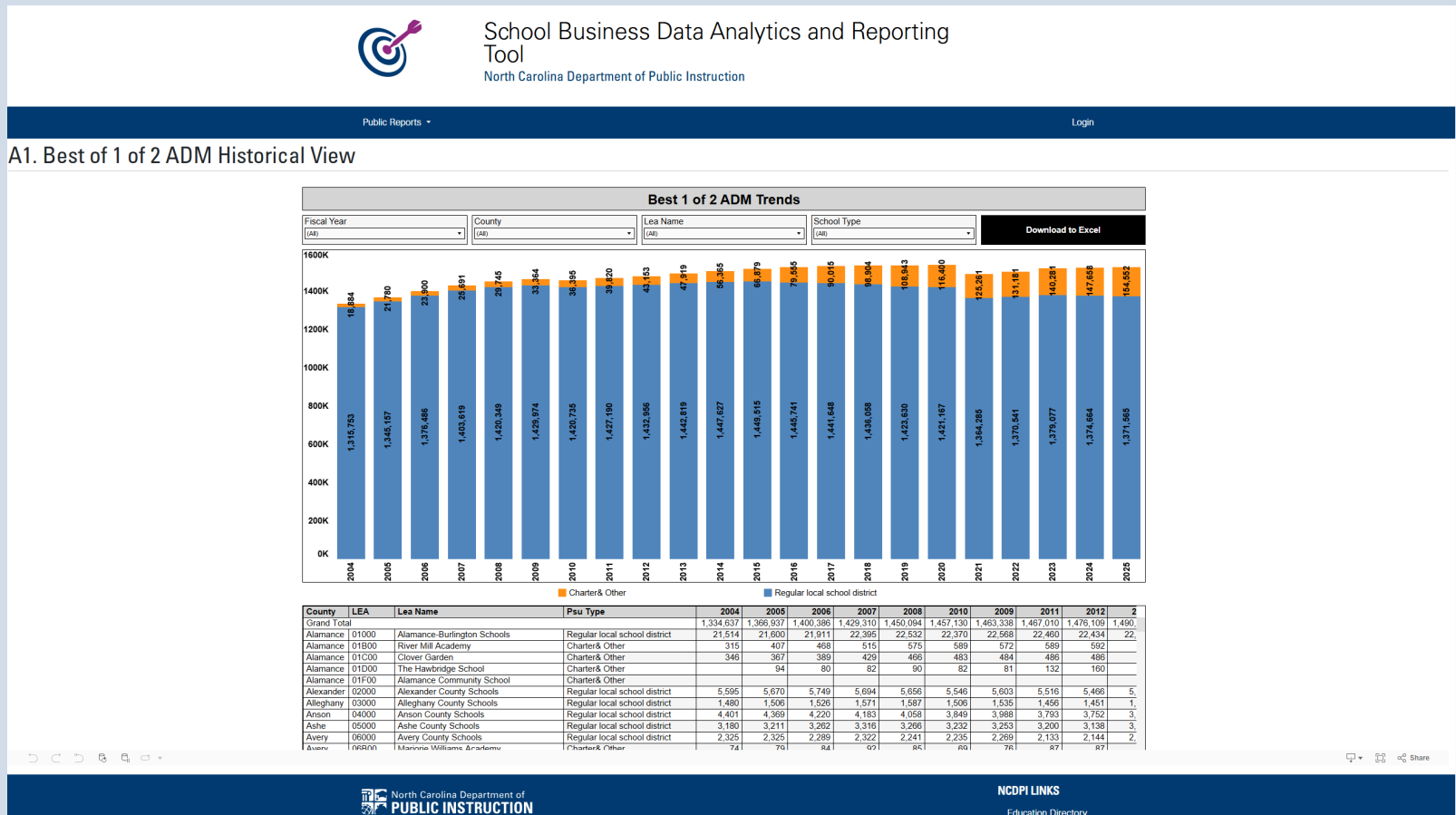


How does your district data align with this information?
Would you like to be able to have this for comparable
LEAs, etc.?

Interactive Reports

You DON'T need to know Tableau to use these reports!

The reports in DART are built using Tableau, a data visualization program. They are interactive and provide filtering and data download options to Excel.



Now let's see the DART Live

<https://dart.schoolbusiness.ncdpi.gov/>

Other information??

- Is there other key information that would help your school district and leadership?
- How do things need grouped for interactive dashboards?
- Please let us know as we continue to develop our dashboards.
- Any Other Data that DPI has that you would like to see in the DART to begin to triangulate elements?
- We are moving the Highlights Document elements and Stat Profile into these new tools.

Contact our DART Team

Contact Information


School Business

LEAs and Schools

Fraud and Misuse of Funds


School Business Senior Director: [Jennifer Bennett](#)

School Allotments: Allotments@dpi.nc.gov 

Cash Management and Zero-out: CashMgt@dpi.nc.gov 

EDDIE: EDDIE@dpi.nc.gov 

Salary/LicSal: Salary@dpi.nc.gov 

SBS Data Analytics and Reporting: SBSDART@dpi.nc.gov 

School Financial Reporting: SchoolFinancialReporting@dpi.nc.gov 

Student Accounting: StudentAccounting@dpi.nc.gov 

School Business manages state and federal funds that are allotted to LEAs and IPSs. We collect, compile and analyze public school financial, student and personnel data. We provide support to LEA and ISP financial offices and monitor compliance with state and federal laws.





North Carolina Department of
PUBLIC INSTRUCTION