

# *School Activity Report (SAR)*



*S A R GUIDE  
2018 - 2019*

*NORTH CAROLINA DEPARTMENT OF PUBLIC INSTRUCTION  
INFORMATION ANALYSIS AND REPORTING*

<http://www.ncpublicschools.org/docs/fbs/accounting/manuals/sar.pdf>

Overview of SAR Data Collection .....	5
Time Line.....	6
Definition .....	7
Reporting Requirement G.S. 115C-47(10) .....	7
Procedure .....	7
School Activity Report Content.....	8
Personnel.....	8
Classroom Activity .....	8
Non-Classroom Activities.....	8
Semesters to be Included .....	8
Program Enhancement Classes .....	8
Chorus .....	8
Exceptional Children .....	8
Conduct/Citizenship Grades .....	9
Teacher of Record.....	9
Co-Teacher (not to be confused with the PowerSchool role of Co-Teacher).....	9
Case Manager.....	9
Consultant Teacher .....	9
Mentor Teacher .....	9
Team Teacher.....	10
Itinerant Teacher .....	10
North Carolina School for Science and Mathematics Teachers .....	10
Long-Term Substitute Teachers.....	10
Early Release .....	10
Instructional Support.....	10
Library Activity/Science .....	11
Librarian/Media Coordinator .....	11
Assistant Librarian/Media Coordinator .....	11
Student Library Assistant.....	11
Multiple Semester Classes .....	11
Pullout Classroom Activity (EC).....	12
Pullout Non-Classroom Activity (AG, Chapter One, etc.) .....	12
Speech .....	12
Student Assistant.....	12
Study Skills .....	12
Career and Technical Education (CTE).....	12
Course Definition.....	12
North Carolina Virtual Public School.....	13
Course Title:.....	13
Vendor Classes.....	13
Course Attributes .....	14
Course Section Attributes .....	14
SAR from PowerSchool.....	15

General Information.....	15
Duties and Roles .....	15
Course Section assignments.....	15
Teacher – Section Lead.....	15
Teachers/Staff – Additional .....	16
Staff Status .....	16
State Reports .....	16
The Personnel Summary Report .....	16
SAR Summary .....	17
SAR Detail .....	18
Class Overage Report .....	18
Class Size Report (Not for Legislative Class Size) .....	19
Data Collection .....	19
Reporting Issues (data omitted from state reporting due to the following) .....	19
Additional Data Setup Information.....	20
Secondary Schools .....	20
Personnel.....	20
School Schedules .....	20
Staff Roles and Staff Duties.....	21
Staff Duty.....	21
Staff Roles.....	21
Instructions for entering Roles and Duties.....	22
Roles 22	
Duty 23	
“Typical” Bell Schedule .....	23
Class Size.....	24
Administration of Class Size .....	24
LEA-Wide Class Size Average.....	24
Individual Class Size Maximums .....	24
Exemptions .....	25
Class Size Compliance.....	25
Waivers Due to Excess Class Size.....	26
Delegated Authority.....	26
Permissible Reasons to Request a Waiver .....	26
Waiver Request Form .....	26
Deadlines.....	27
Waiver Considerations.....	27
Waiver Approval.....	27
Waiver Denial .....	28
Penalty for Non-Compliance .....	28
Biannual Reports.....	28
Grades K-8 Class Size for School Report Card (Business Rules) .....	29
Exception Reporting .....	31
Fatal 31	

Warning.....	31
Information Only .....	32
Exception Correction .....	32
Appendix A SAR Exceptions List .....	33
Appendix B Revision Changes .....	40

## Overview of SAR Data Collection

The SAR is a collection of data from each North Carolina public school. The collection will include scheduled activities of teachers and students, support staff activities and non-classroom activities for the school staff. Review of the SAR data is critical for accurate reporting needs as the data is used for various areas of reporting and data request.

The SAR data is used for the following:

- Statistical Profile
- North Carolina State Report Card
- General Media Data Requests
- General Assembly Request

As of 2013/14, the SAR data collection started being reviewed and collected from the PowerSchool student information system. Students must have complete schedules for the school year. Accuracy of the SAR data received at the DPI will depend on the school level review.

Validation of data will be from field entry restrictions but also through a report run process that will identify data issues in the form of:

- **Information only,**
- **Warning** and
- **Fatal** exception.

**All three levels of exceptions must be reviewed.** The run process of the SAR can be done prior to the collection period dates set in the software.

DPI strongly recommends running the SAR often and as early as scheduling of students is complete for the current school year. Early cleanup will assure the accuracy of the data and to meet the data collection deadline.

Once the school is past the second school month the SAR collection starts. Data with fatal exceptions are not included in the data collection; therefore, all fatal exceptions must be resolved before the collection deadline.

**NOTE:** Due to G.S. 115C-12(18)e, state reporting procedures have changed, and DPI may collect any information that is necessary for compliance with state or federal law through the implementation of the PowerSchool application or any other component of the Instructional Improvement system (IIS) developed by the Department of Public Instruction. It is the responsibility of the school to verify the SAR data within PowerSchool before it is approved to DPI.

**Time Line**

The SAR is due after the second month of the school year. Collection of the data will continue up to 2 calendar weeks after the second month. The collection period for the SAR will take into consideration the end of the second month for all N. C. public schools. Updates of the collection period by the NC DPI may be necessary due to various report needs.

**The collection period for 2018-2019 will be September 2 – November 15, 2018.**

## Definition

The School Activity Report (SAR) is a collection of data that shows an individual school's full year academic schedule, courses offered, enrollment in classes, length of classes, and staffing of classes. Activities for certified personnel and selected non-certified personnel are reported in this data collection process.

## Reporting Requirement G.S. 115C-47(10)

At the end of the second month of each school year, the local board of education, through the superintendent, shall file a report with the State Board of Education, in a format prescribed by the State Board of Education, describing the organization of each school, the duties of each teacher, the size of each class and other such other information as the State Board may require.

## Procedure

All reporting schools must run the SAR collection.

All **fatal** exceptions must be reviewed and corrected before the data collection.

All warnings must be reviewed for accuracy. If incorrect, update/correct as needed before finalizing the SAR data. If the data in the warning is accurate, no action is required before the data is collected.

All **information only** exceptions are to be reviewed. If the data is accurate, no action is required before the data is collected.

**Once the data has been run in PowerSchool and reviewed, the data must be approved within 24 hours. If not approved within 24 hours, the data must be re-run to see an approval button.**

**NOTE: Schools are reminded that if the data is due, DPI can collect the data for use as needed for compliance reporting.**

Schools may begin running the SAR collection from the beginning of the current school year once the school is setup and school has started. Data must not be considered final until after the end of the 2<sup>nd</sup> month of school. As suggested in the overview section of this document, running the SAR can assist with data cleanup to meet the SAR deadline.

## School Activity Report Content

**NOTE:** For specific course code assistance, please contact your curriculum department or the DPI Curriculum and Instruction department at 919-807-3817

### Personnel

All personnel who are employed, or contracted by the Public School System, who have direct or virtual student contact, in a public school environment, carrying out a classroom or non-classroom activity, for which a state course code or personnel assignment type exists, must be included on the SAR.

All teachers are to have a UID. If the teacher is not paid by local funds, use the non-payroll staff instruction for acquiring a UID.

### Classroom Activity

Classroom activities must be scheduled using the tools of the PowerSchool software. Classroom activities are defined as activities that: 1) have a state subject code, 2) have a clearly defined class roster, and 3) meet on a regular basis for a minimum of fifteen minutes at least once every 10 days. All other activities are considered to be non-classroom activities.

### Non-Classroom Activities

Non-classroom activities are activities that are represented by staff roles and duties. Additional coding with a state subject code of 9900 or higher will be reported from PowerSchool as attached to the roles and duties. Non-classroom activities are discussed later in this document.

### Semesters to be Included

The SAR is collected once during a school year. The SAR must include data for the entire school year. If a course is identified as a yearlong course the course is expected to be scheduled for the entire school year. For courses identified as semester long, the SAR is expecting to see data for the courses in all appropriate semesters (semester 1 or semester 2). If the second semester of a course does not have known enrollment, it should reflect the projected enrollment or continued enrollment.

### Program Enhancement Classes

Physical Education, Art, Music, and Foreign Language classes taught in elementary schools by teachers are expected to be scheduled.

### Chorus

Elementary schools use SSC 5230 with a grade level of "Z".

### Exceptional Children

The lead teacher (s) must be assigned to the appropriate class of students with the appropriate length of the class period to have the roles and duties assigned accordingly.

**NOTE:** Starting 2014/15, the 0000 code is not a valid course code to use with scheduling students.

## **Conduct/Citizenship Grades**

The SAR does not need this information. If you create a course in order to give these grades, use the SSC 9935 (non-reporting). Please keep in mind that by creating sections for such areas will affect your bell schedule instructional hours you are reporting to the state.

## **Teacher of Record**

A Teacher of Record is defined as an educator (or educators, such as in co-teaching assignments) who has been assigned responsibilities for a student's learning in a subject/course with aligned performance measures.

**NOTE:** In PowerSchool, the Teacher of Record is the "Lead" Teacher.

## **Co-Teacher (not to be confused with the PowerSchool role of Co-Teacher)**

Co-teaching is a practice and service delivery option for students where specialized instruction is provided while the student has access to the general curriculum in the least restrictive environment (LRE). Co-teaching involves two or more certified teachers with equivalent licensure and employment status who participate equally in instruction, planning, and accountability for a group of students within a shared classroom.

## **Case Manager**

(The description of a Case Manager varies from LEA to LEA and school to school, so it is not limited to the following definition)

A teacher who manages or follows the academic or behavioral progress of students in his/her classroom or manages or follows the progress of students who may be in other teachers' classrooms, or in different schools. The Case Manager is a central office staff member that LEAs may or may not have at this time. If there is a person at the school level with this title, they are to be coded in roles and duties.

## **Consultant Teacher**

A teacher who is assigned to a class and section but does not share equal responsibility for delivery of the curriculum in the class to which he/she is assigned. This teacher works with the class on a regular basis and may assist the entire class or subsets of the class with academics and/or behavior.

A Consultant Teacher is assigned in to the class in PowerSchool with the appropriate role indicator and with the appropriate percent of time spent with that class. The role is indicated by the class section on the additional staff screen.

## **Mentor Teacher**

A Mentor Teacher is assigned to work with another teacher.

## Team Teacher

A team teacher is a teacher who shares equal responsibility with another teacher or group of teachers for the curriculum of the class to which they are assigned. Each teacher in the team is considered to be responsible for an equal number of students in the class, regardless of how frequently the teacher actually teaches. A team is coded by having multiple lead teachers assigned to the class.

**Note:** Additional lead teachers that are equally responsible for the class are entered into the "Additional Staff" area of the course section with the appropriate percent of time spent in that section for a day as TE2, TE3 or TE4.

## Itinerant Teacher

Each school that the teacher performs duties at should show the teacher as a classroom teacher and assigned class accordingly. The teacher should have the same demographic information at all locations. This teacher will show on the staff duplicate exception for the SAR. If correct that the staff member is working in the current school year in multiple schools, no corrective action is needed.

## North Carolina School for Science and Mathematics Teachers

If a course is being instructed by NCSSM teacher, either in person or online, the teacher is to be entered using the correct name and UID.

## Long-Term Substitute Teachers

- When a long-term (4 consecutive weeks or more) substitute is assigned to a class, that substitute should become the teacher of record replacing the original teacher and should be entered in PowerSchool as the teacher of record for the class.
- When one or more short-term substitutes are used for a class and there is no original teacher of record for the class, the substitute in the classroom each time the SAR data extraction is done for the school should be the teacher of record in PowerSchool for the class.
- When one or more short-term substitutes are used for a class and there is an original teacher of record for the class, then the original teacher of record should remain in PowerSchool as the teacher of record for the class.
- If the substitute is certified or not certified, always report the substitute actually assigned to the class as the lead teacher.

## Early Release

The SAR does not need this information. If you need to schedule a student's time, use the SSC 9931 (Study Hall.) A teacher must be assigned. Since this is not instructional time, it is recommended not to schedule this time in PowerSchool.

## Instructional Support

Activities that either do not provide direct instruction, and/or may not occur on a regular basis, and/or may

not have a clearly defined class roster are considered to be non-classroom activities. There are several State Subject Course codes that may apply, depending on the exact nature of the activity. In PowerSchool non-classroom activities are assigned from the Staff information screen. Class-room activities as assigned to additional staff for the course section on the Sections screen.

**NOTE:** The state code is assigned to a role in the background of the system and not seen by the data entry person.

### **Examples:**

- Use SSC 9920 (Learning Lab) if the activity is monitored by a teacher while the students utilize available instructional material.
- Use SSC 9923 (Tutoring) if the teacher provides individualized instruction for each student.
- Use SSC 9932 (Activity Period/Homeroom) for such activities as intramural, club meetings, etc.
- Use SSC 9935 (Non-Reporting) for activities such as conduct, citizenship, etc., that need to be listed for grading purposes only.
- Use SSC 9939 (Non-Sched inst support) for instructional support activities that are generally not scheduled on a regular basis or do not have a clearly defined roster and do not meet one of the definitions listed above.

## **Library Activity/Science**

Do not use SSC 9914 (Library Media Coordinator). It is used to identify the librarian or media coordinator. Use 9931(Study Hall) for students that are assisting in the Library on a non-academic basis.

## **Librarian/Media Coordinator**

SSC 9914 (Librarian/Media Coordinator) will be attached to the role in the software background. Select the appropriate role for the Librarian/Media coordinator in Staff Roles to identify the schools' librarian, assistant librarian, media coordinator, or media assistant.

## **Assistant Librarian/Media Coordinator**

The Assistant Librarian/Media Coordinator should not be entered in Staff Roles as a Teacher Assistant to the Librarian/Media Coordinator. The Librarian, under normal duties, is not a teacher, therefore is not entitled to a Teacher Assistant.

## **Student Library Assistant**

The SAR does not require the information on students who serve as library assistants. If you must schedule a student's time, use SSC 9931 (Study Hall).

## **Multiple Semester Classes**

To identify a class properly, the SAR assumes that a course is scheduled for the number of semesters defined in PowerSchool. To identify a class properly, it is assumed that the class in which the course is offered has the same section number in each semester, even if the teacher of the class changes. For example, a course defined as a two-semester course is expected to have a section of the class in two semesters and each section should have the same section number.

## **Pullout Classroom Activity (EC)**

A pullout activity must be scheduled if a clearly defined class roster can be scheduled to the activity and it meets on a regular basis for at least fifteen minutes at least once every ten days

**NOTE:** A suggested way to schedule EC students from a class that are pulled out on a regular basis (as defined class) in a standard academic level. Schedule the content teacher with two sections. One section for the period will have the students that are not pulled out and one section with the pullout students.

## **Pullout Non-Classroom Activity (AG, Chapter One, etc.)**

If students participate in a pullout activity on an “as needed” basis or if students enter and exit the activity in such a manner that no class roster can be defined, the activity must be entered in Staff Roles and Staff Duties for the staff member assigned to the students. The length of time for the role and or duty is to represent the time in an instructional day.

## **Speech**

Students scheduled for speech therapy should be represented with SSC 9913 (Speech Therapist). Students scheduled for a speech curriculum should be represented with SSC 1014/1015 and a grade level code that indicates whether the curriculum is appropriate for elementary, middle/junior high, or high school.

## **Student Assistant** (Office, other)

SAR does not require this information. If you must schedule a student’s time, use SSC 9931 (Study Hall).

## **Study Skills**

Use SSC 9610 (Special Interest Topics).

## **Career and Technical Education (CTE)**

Most Career and Technical Education courses allow use of cooperative education (co-op) as one way of delivering instruction in the class. Co-op provides on-the-job training linked to a specific CTE course in which the student must be enrolled either simultaneously or during the previous semester of the same academic year. The classroom portion of the co-op should be assigned the regular four-character code for that course using an academic level (fifth character) of “2”. The co-op portion of the course should be assigned the same four-character code, with an academic level of “6”. Students receive credit separately for the two parts of the course.

**NOTE:** For 2014/15, the co-op course section should be assigned an attribute under Delivery Mode of “cooperative education”

## **Course Definition**

A student’s coursework is expected to be maintained at a student’s current base school. While only current year data is required for students in grades K-8, a complete academic history of 9th through 13th

grade coursework (including certain pre-9th grade courses) is required for students in grades 9-13. Current year data includes courses in progress for students in grades 9-13 at their home school and cross enrolled schools. PowerSchool allows for all cross-enrolled students' current year schedule to be viewed on the Student Course Screen.

## **North Carolina Virtual Public School**

The NCVPS teacher is to be certified in North Carolina and VPS will supply the staff information to the school until VPS has its own instance of PowerSchool.

If a student is taking an NCVPS class, the student should not be incorporated into a "in seat" class of the same subject matter and section. The section for VPS classes must be identified by the course section attributes indicating the section is a VPS class and on-line.

Students may take a combination of "in seat" classes and NCVPS classes with the appropriate section code and attribute.

The individual school that the VPS student is enrolled in is to identify the EC teacher working with the class as required for the student/class needs for IEP. This teacher is to be scheduled with the class section to meet the requirements. VPS only supplies the subject content teacher.

## **Course Title:**

### **If a secondary school course:**

In PowerSchool the state defines the long title. Transcripts created by PowerSchool will show the Long Title as defined by the school and by the state.

### **If a community college/technical school course:**

In PowerSchool the state defines the long title, but the school can update as needed.

### **If a college/university course:**

In PowerSchool the state defines the long title. Transcripts created by PowerSchool show the Long Title as defined by the school and by the state.

**NOTE:** Lead teachers for community college will be populated using a UID. Use the generic UID of  
2479451496  
DOB: 1/1/1950  
Non-Hisp,  
Male  
White

## **Vendor Classes**

If a class is being instructed by a vendor online, the teacher is to be entered using the DPI defined process. Only approved vendors are to be used unless the course is for credit recovery. Appropriate attributes are also to be attached to the courses and sections. Lead teachers will be populated using a UID. Use the non-payroll staff instructions to create the UID.

## **Course Attributes**

Populate the course attributes as you would the Course Section Attributes mentioned below. Course attributes do not flow down to the sections.

## **Course Section Attributes**

The SAR must have information to identify course sections that are taught by non-school staff as well as how the instruction is delivered and by what organization or institute. To do this, course section attributes must be populated.

The following attributes must be populated in the course sections for the SAR collection:

- Institution Code – if none, select “Default”
- External Provider – to identify the source of the instructional provider – none is the default
- Third Party Provider – to identify the vendor – none is the default
- Credit Recovery – Select Yes or No
- Delivery Mode – select appropriate attribute
- Course Length – select appropriate attribute
- How Taken – select appropriate attribute

# SAR from PowerSchool

## General Information

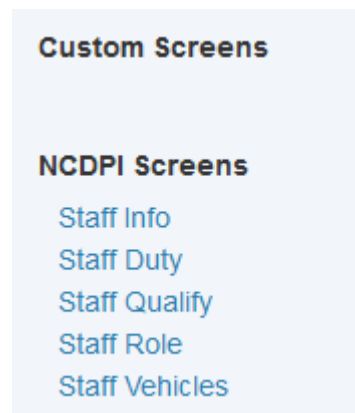
Schools using PowerSchool to report the SAR data, (school personnel, classroom activities, and non-classroom activities), will need to set up staff with appropriate roles and duties along with students assigned to classes with correct teaching staff.

## Duties and Roles

From the Staff screen, bottom left corner, select Staff Duty or Staff Role to enter the appropriate duties and roles for your staff.

You will not enter a role of teacher to a staff member if the teacher is assigned as the lead teacher in the course sections area. That role will be picked up on the SAR with the course section data.

**Note:** The duration of time is to be entered in **minutes** for an instructional day. The start date (first day of school) and the end date (last day of school) are for the current school year. Percent of time should reflect the percent of the day that the minutes entered represent.



## Course Section assignments


### Teacher – Section Lead

On the Course Section screen, add the Lead teacher with the % Allocation for that one section. The start and end date is the duration the teacher will be the lead for the current school year. The staff dropdown will provide you with a teacher list to select the correct staff member.

There can only be one lead teacher entered in the Teacher – Section Lead area

Teacher - Section Lead

Add

Staff	Role	% Allocation	Start Date	End Date	Actions
<input type="text"/>	Lead Teacher	100	8/26/2013	6/20/2014	 

**NOTE:** Course section in PowerSchool can have alpha and numeric characters. The length of the section is limited to the field length.



## Teachers/Staff – Additional

If you have additional lead teachers you would add them in this area as TE2, TE3 or TE4. Other staff members working with the section such as a teacher assistant or resource teacher would also be assigned under the additional staff option.

On the Course Section screen, add the additional staff with the % Allocation for that one section. The start and end date is the duration the staff member will be assigned to this course section for the current school year. The staff dropdown will provide you with a staff member list to select the correct staff member.

Teachers/Staff - Additional

Add

Staff	Role	% Allocation	Start Date	End Date	Actions
<input type="text"/>	<input type="text"/>	<input type="text"/>	8/26/2013	6/20/2014	 

## Staff Status

The Staff Type in PowerSchool is to be made 'not-assigned' if the teacher has not taught any during this current school year at the reporting school. For example, if the teacher or staff member has served at the school during the current school year, e.g., semester 1, and for semester 2 is no longer at the school, then keep the staff type listed as Teacher or Staff to indicate that for the current school year the teacher or staff member was there at some point.

## State Reports

State Reports was developed to pull information from PowerSchool for state reporting in the format required. Before an individual data manager approves the SAR report, they should review the data using the exceptions created after the run process is completed.

## The Personnel Summary Report

The Personnel Summary Report is a detailed report for each staff member showing the courses and activities associated with the staff member. This Report is selected through State Reports in PowerSchool once the SAR has been run.

SAR Data Collection

Select area to review: Data View

Data Views

Choose data view: SAR Personnel Summary

A summary list of the classes taught by each staff member in the classroom as well as staff assigned non-classroom roles. This includes an accounting of their scheduled time (in minutes and as a percentage), and their roles and other staff duties.

Filters

Results

SAR Personnel Summary (626 total records)

Results per page 25

	Staff Name	Staff UID	Gender	Ethnicity/Race	SSN	Course Number	Course Name	Academic Level	Grade Level	Section #	Term	Period/Day	Staff Role	Classroom/Non Classroom Minutes	Classroom/Non Classroom % Time	Grade Range	Total Students	Max Enroll	#Over	Staff Duty	Staff Duty Minutes	Staff Duty % of Time
1						24002X0A	Advanced Functions & Modeling	Standard Version	High School	11	S1	5(A-B)		90	100	12-12	1	10				
2						24002X0A	Advanced Functions & Modeling	Standard Version	High School	10	S1	1(A-B)		464	100	12-12	1	5				
3						24002X0A	Advanced Functions & Modeling	Standard Version	High School	2	S1	2(A-B)		464	100	11-12	30	30				

Data included on the School Personnel Summary Report:

- Personnel assigned to the classes;
- Course information of scheduled class sections;
- Section and course length information;
- Students assigned to the scheduled section for the staff member
- Staff roles and duties
- Attributes

## SAR Summary

This report is a high level summary of the courses taught at the school including staff names, roles and the student ethnicities and counts in the section.

The data included on the SAR summary:

- Subject Area Code
- Academic Level
- Course and Section Attributes
- Course Number
- Course Name
- Section Number
- Term
- Period/Day
- Staff Name

- Staff Role
- Grade Range
- Total Students
- Max Enroll
- #Over
- Break down of ethnicities with student numbers
- Break Down of EC and AIG numbers

## **SAR Detail**

This report is a listing of students by course and section with the grade level and documented exceptionalities of the students in the section.

Data included in the SAR Detail:

- Staff Name
- Course Name
- Course Number
- Section #
- Term
- Period/Day
- Student UID
- Students Name
- Student Grade Level
- Primary Exceptionality
- AIG

## **Class Overage Report**

The data included on the Class Overage Report:

- Courses scheduled with sections
- The teacher (s) scheduled in the section
- The total number of students scheduled to the sections
- The number of enrolled students over the allowed number in the section setup.

This report is not the Official Class Size Report for your school or LEA. This report does not take into consideration the Average Class Size across all similar grade levels within your LEA. This Report can only be used as an indication of the actual class size within your school's classrooms as setup by the school schedule max class size. The course/section will only show on this report if there is an overage. The report will not be processed if there are no overages found.

### **Class Size Report (Not for Legislative Class Size)**

The detail report will include a summary of class sections with class size and a calculation of average class size per grade level.

The summary report will have all grade levels with the calculated average class sizes for the school.

### **Data Collection**

To "collect" SAR data, the school must "Run" the SAR as all other compliance reports.

The first step in producing the SAR in PowerSchool is to "run" the report. The SAR is found in the Reports section by selecting State Reports.

Once the run has completed, you have views for:

Exceptions

SAR Summary

SAR Detail

SAR Personnel Summary

SAR Class Overage

Class Size (new for 2015/16)

All staff associated with a course section must be attached to the section.

All periods associated with a course section must have minutes defined in the Bell Schedule.

All defined classes must be scheduled. (Meets on a regular basis for at least fifteen minutes at least once every ten days)

All course sections must be schedules with active course codes defined by the state. (No course code is to be used if DPI has refined it as inactive for the current school year.

### **Reporting Issues (data omitted from state reporting due to the following)**

- If the ending term date is after the students' exit date, the result is no student show as enrolled in the section/class.
- If the ending term date is after the lead teachers' end date, the result is no lead teacher for the

section/class.

- If no lead teacher is reported due to date issues, the section/class will not be considered in class size reporting.
- Other items that may have cause data to be omitted from reporting data such as class size are:
- If a lead teacher is replaced during the term of the section/class, the original teacher's start and end date must reflect the accurate time in the section/class. The replacement teacher must also have accurate start and end dates. If both teachers have the same start and end dates, both teacher will be considered as lead teacher and will cause the class size to be smaller.
- Class is omitted if the 'How Taken' attribute is populated with Internet/Virtual School, Community/Technical School, Alternative School and Other were selected and are not considered "typical",
- No qualifying subject courses were included in reported data,
- No qualifying academic level courses (example - no standard level),
- The 3rd Party Provider was indicated (example - Apex Learning).
- The Delivery Mode of Blended needs to be checked for reporting needs for future year reporting. Currently it is not used for class size reporting.

## **Additional Data Setup Information**

### **Secondary Schools**

Community College courses, internet courses, and university courses must be scheduled with the appropriate Lead Teacher, UID and course section attribute.

### **Personnel**

Personnel data must be *updated yearly*.

The SAR process will look at all active staff members for classroom and/or non-classroom activities. The SAR exceptions will allow staff to be in your database and to have no activity but be aware; you will have a warning for any personnel that do not have an activity or role assigned.

**In PowerSchool, the staff members first, middle and last name will be used for the certified name for all personnel (certified or not). The system will format the name as needed for SAR reporting.**

### **School Schedules**

Ensure that all students have been scheduled to classes, including visiting students. A section number can be created by the user or when using the Master Scheduler. All currently enrolled students must have a schedule. See the scheduling documentation found on the Home Base library page at <http://www.nc-sis.org/> for more information on how to schedule using the PowerSchool software package.

Most information on the school schedule is retrieved from Course Section. Some of the information reported is:

- 1) Courses sections scheduled ;
- 2) Teachers that are assigned to classes in the course section area as Lead Teacher or in Additional Staff as TE2,3 or 4,
- 3) Other staff assigned to a class through the “Additional Staff” button at the bottom of the Course Section screen. The percent of the time spent with the individual class is also to be recorded.

## **Staff Roles and Staff Duties**

### **Staff Duty**

Staff duties are non-classroom activities assigned to personnel.

The defined staff duties are:

1. Lunch duty/Lunch - the state expects ALL PERSONNEL to be ASSIGNED A LUNCH
2. Bus Duty
3. Activity Period/Homeroom
4. Learning Lab
5. Nonscheduled instructional support - this can be used to show certified personnel who do not have a pre-defined role or are scheduled regular classes.
6. Planning - The state expects *all classroom teachers* to BE ASSIGNED PLANNING.
7. Study Hall
8. Testing
9. Tutoring

### **Staff Roles**

Staff Roles are used to assign a role to certified personnel who do not have a class schedule. Examples are:

- Principal - Every school must have a principal assigned under Staff roles or you will have a warning on the SAR edit report.
- Assistant Principal - If you do not have an AP under Staff Roles, you will have a warning on the SAR edits.
- Audiologist - if paid from your school.
- Counselor - Regular Funding - This role is used for School counselors
- Librarian/Media Coordinator - This role should be assigned to your Media teacher; you should not assign it to the media assistant.

- Mentor Teacher - A Mentor Teacher is assigned to work with another teacher.
- School Nurse - if paid from your school.
- Speech Language Therapist

## Instructions for entering Roles and Duties

### Roles

Roles for non-classroom activities (Occupation Codes) like principal, librarian/media coordinator, athletic director, etc. are to be added on the staff roles screen (Start Page>Staff>Select a Staff Member>Staff Roles). The non-classroom activities are associated to staff for duration of a school day. The start Date and End Date are for the current school year. The duration time is to be entered with minutes. The Percent of Time is the percent of an instructional school day.

The following roles are currently listed in Occupation Codes and will be removed soon. Please do not select these roles for occupations. They are classroom activates and are list correctly with the additional staff roles in the course sections area of PowerSchool.

- AC-Alternate Classroom Teacher
- DARE Officer
- (EC) – Co- Teacher
- ESL Teacher
- Facilitator
- Gifted Program Teacher
- Learning Assistance Teacher
- Resource Teacher
- Supervising Adult
- Teacher Assistant
- Teacher of Hearing Impaired
- Teacher of Visually Impaired

Roles for classroom activities are entered for additional staff in the course sections screen (Start Page>School Setup>select the course and section>Edit Section). Once you are in the Edit Section screen, you will see where the Teacher - Section Lead is entered. The - Section Lead will have the role of Lead Teacher. The percent of allocation for the lead teacher should be 100% for that class section. For additional staff attached to the section, you will select the appropriate role for what is being done by that staff member in the section. Populate the percent allocation for a school day for that section and enter the start and end dates.

DPI identified roles are formatted with two characters and a dash at the beginning of the role description. They are the only roles that DPI will be looking for on the SAR.

## **Duty**

Staff Duties are entered on the Staff Duties screen (Start Page>Staff>Select a Staff Member>Edit Staff Duty Details). Duties (Duty Name) include Planning, Learning Lab, Lunchroom Duty/Lunch, Bus Duty, etc. The duties are assigned for assist the SAR data collection to see what duties are performed by which staff members.

Direct Student Contact is to be checked if the staff member has direct contact with a certain group of students.

The number of students does not need to be populated unless the staff member only works with a certain number of students in the school day. If the staff member works with all students in the school (like the principal), the direct contact and number of students does not need to be populated.

**The Duration Percent is the percent of the instructional school day that the duty is performed. The percent is not required information. The Duration Time is to be entered as minutes only for a school day for the current school year. If the duties are only done on certain days of the week, check the appropriate day box and period.**

## **“Typical” Bell Schedule**

The typical bell schedule is for DPI to determine which schedule to use for considering a regular day, when the school has multiple schedules. The “Typical” Bell Schedule is used for the PMR as well as the SAR.

On the School > Bell Schedules page, the schools must click on the name of the bell schedules that are used for a “typical” day and select Yes from the pop-up menu for Use for SAR Calculation of Minutes. Leave Early Release, Late Arrival, and Exam Day, etc. bell schedules set to blank or No. This must be done to prevent the SAR Personnel Summary report from over inflating the number of minutes taught in a day. If a school uses more than one bell schedule in a typical rotation, multiple bell schedules may be set to yes.

# **Class Size**

## **Administration of Class Size**

### **LEA-Wide Class Size Average**

Local boards of education must maintain a LEA- wide class size average no higher than the class size ratio of teachers to students of the following:

Kindergarten	1 to 20
Grade 1	1 to 20
Grade 2	1 to 20
Grade 3	1 to 20

In grades 4-12, local school administrative units shall have the maximum flexibility to use allotted teacher positions to maximize student achievement.

The LEA wide average shall be met from the first instructional day through the entire school year.

LEAs are not eligible to receive a waiver from this requirement.

### **Individual Class Size Maximums**

During the first two months of school, no class size maximum requirements exist as long as the LEA-wide class size average maximums for each grade or grade span are not exceeded.

At the end of the second school month and for the remainder of the school year, the size of an individual class may exceed the LEA-wide ratio by three students so long as the LEA-wide average class size maximums are not exceeded.

Individual class size ratio maximums are:

Kindergarten	1 to 23
Grade 1	1 to 23
Grade 2	1 to 23
Grade 3	1 to 23

When a class contains a combination of grades for more than one grade, the maximum class size will be determined by the grade classification of the students constituting the majority in the class.

When a class contains a combination of grades for more than one grade, and the number of students is equal in each grade, the maximum class size is determined by the lowest grade classification of the students.

Lead teachers have equal responsibility for all the students in the class. Lead teachers do not include pull out teachers, teachers who work with select students, or teacher assistants.

Study halls and homerooms are not counted when calculating average LEA-wide class size average. (All other classes are to be included in the calculation of LEA-wide class size averages.)

## **Exemptions**

### **Schools Exempt from Class Size**

The following schools are exempt from class size

- Charter schools
- Regional School
- Laboratory schools
- Restart schools
- Schools approved by the State Board of Education as part of the Advanced Teaching Roles Pilot (ending 2019-20)
- Project LIFT schools in Charlotte-Mecklenburg Schools (per S.L.2017-57 Section 7.15(C)(1))
- The R3 Career Pathways Program in Pitt County Schools

### **Classes Exempt from Class Size**

- Dual Language Immersion Classes are exempt per S.L.2017-57-7.15(c1)
- Class size requirements for kindergarten through third grade shall not apply to dual language immersion classes in which:
  - At least one third of the students' dominant language is English and
  - Instruction involves both English and a target foreign language with a minimum of 50% of core content taught in the target foreign language to promote dual language proficiency for all students.

## **Class Size Compliance**

It shall be the responsibility of the LEA to assure that the class size for kindergarten through third grade are met.

The following procedure shall be followed:

1. Any teacher who believes that the class size maximums have not been met shall make a report to the principal and superintendent.

2. The superintendent shall immediately determine whether the requirements have in fact not been met.
3. If the superintendent determines the requirements have not been met, he or she shall make a report to the next local board of education meeting.
4. The local board of education shall take action to meet the requirements of the statute.
5. If the local board cannot organizationally correct the exception, it shall immediately apply to the State Board of Education for additional personnel or a waiver of the class size requirements.

## **Waivers Due to Excess Class Size**

**Under the provisions of G.S. 115C-301(g), 115C-47(10):**

### **Delegated Authority**

The State Superintendent of Public Instruction is authorized to review and respond to, on behalf of the State Board of Education, a LEA's request for a waiver of class size requirements for individual classes.

### **Permissible Reasons to Request a Waiver**

The State Board of Education or its delegate, shall not grant waivers for excess class size in Kindergarten through third grade, except under the following circumstances:

- a) Emergencies, or acts of God that impact the availability of classroom space or facilities.
- b) An unanticipated increase in student population of an individual school in excess of two percent (2%) of the average daily membership of that school.
- c) Organizational problems in geographically isolated local school administrative units in which the average daily membership is less than one and one-half per square mile.
- d) Classes organized for a solitary curricular area.
- e) A charter school closure.

All class size overages not allowed by a waiver must be corrected by the LEA. Corrections may be made by reorganization of classes, by correcting inaccurate data at the school level, or by requesting a class size waiver from the State Board of Education. Corrected class size data must be reported. Class size overages in schools without waivers will be called to the attention of the State Board of Education.

## **Waiver Request Form**

Requests for individual class size exception waivers require the completion of a form supplied

by the Division of School Business. The current forms can be found at:  
[www.ncpublicschools.org/fbs/accounting/forms/](http://www.ncpublicschools.org/fbs/accounting/forms/)

### **Deadlines**

- a) Requests for individual class size waivers for classes which are out of compliance after the first 40 days of instruction must be submitted immediately after the local board has determined that a correction cannot be made and no later than November 30 of the current school year.
- b) Class size compliance must be maintained for the entire school year and classes that become out of compliance during the year must either be corrected, or a class size waiver may be requested if it meets the criteria set out below.

### **Waiver Considerations**

The SBE, or its delegate, shall review all waiver applications and ensure that each request meets the legislated allowable reasons. In addition, waivers will only be considered if the request meets all of the following, unless the waiver is being requested under permissible reasons above:

- a) No individual class size waiver has been requested for that specific school and grade during the previous school year, and
- b) The waiver is for no more than two students above the established class size maximums, and
- c) The local board of education cannot organizationally correct the exception, and
- d) The LEA is in compliance with the LEA-wide average for all grades

### **Waiver Approval**

Approved waivers remain in effect for the remainder of the current school year. Upon approval of a class size waiver, the State Board of Education, or its delegate, shall report on all waivers to the Joint Legislative Commission on Governmental Operations within 30 days of the grant of the waiver.

The report shall include:

- the local school administrative unit,
- school,
- class or classes for which the waiver was granted,
- the statutory grounds for the waiver,
- the terms of the waiver

The waiver for excess class size in kindergarten through third grade is not effective until the State Board, or its delegate, submits the report to the Joint Legislative Commission on Governmental Operations.

### **Waiver Denial**

Upon notification that the State Board of Education has denied the waiver, the local board, within 30 days of receipt of the State Board notification, shall take action necessary to correct the exception. A report of the action taken to alleviate the exception shall be sent to the Division of School Business within 30 days of receipt of State Board notification that the waiver was denied.

Within 60 days of notification by the State Board, the Superintendent of Public Instruction shall request an updated report from the local board of education on the size of each class in kindergarten through third grade for each school within the local school administrative unit.

### **Penalty for Non-Compliance**

If the Superintendent of Public Instruction finds that a local board of education is continuing to exceed class size requirements, the State Board may impose the penalty until such time the schools in the LEA meet the class size requirements for kindergarten through third grade.

If the State Board of Education determines that a local superintendent has willfully failed to comply with the requirements of this section, no State funds shall be allocated to pay the superintendent's salary for the period of time the superintendent is in noncompliance. The local board of education shall continue to be responsible for complying with the terms of the superintendent's employment contract.

### **Biannual Reports**

At the end of October and end of February of each school year, each local board of education, through the superintendent, shall file a report, based on information provided by the principal, for each school within the local school administrative unit with the Superintendent of Public Instruction.

The report shall be filed in a format prescribed by the Superintendent of Public Instruction and shall include the organization for each school in the local school administrative unit, including the following information:

#### **A. For each class in each grade level at each school, the following:**

1. The duties of the teacher.
2. The source of funds used to pay for the teacher.
3. The number of students assigned to the class, including all exceptions to

individual class size maximums in kindergarten through third grade that exist at that time.

**B. For each school, the following:**

1. The number of program enhancement teachers. For the purposes of this subdivision, program enhancement teachers are teachers who teach any of the following:
2. Arts disciplines, including dance, music, theater, and the visual arts
3. Physical education and health programs
4. World languages
5. The source of funds used to pay each program enhancement teacher

**C.** The average class size for each grade from kindergarten through third grade in the local school administrative unit.

**D.** Any other information the Superintendent of Public Instruction may require.

A local superintendent shall complete a sworn affidavit attesting that the superintendent has complied with the reporting requirements and include that affidavit with the biannual reports on individual class size.

## **Grades K-8 Class Size for School Report Card (Business Rules)**

1. Assign grade category to class:
  - a. Sum total students by each individual grade (PK, KI, 01, 02, etc.) in the class
  - b. Sum total students by grade range categories for the class. The grade range categories are PK, KI-02, 03, 04-09, and 10-12.
  - c. Compare total students by grade to determine which grade has the maximum number of students associated with it. Begin with the highest grade and work to the lowest.
  - d. Compare total students by grade ranges to determine which grade range has the maximum number of students associated with it. Begin with range 10-12 and work down to range PK.
  - e. Determine the class size grade category:
    - 1) If grade range category PK represents the maximum number of students, then the grade category for the class is PK.
    - 2) If grade range category KI-02 represents the maximum number of students, then:

- a) If the individual grade with the maximum number of students is PK, then the class size grade category is KI.
    - b) If the individual grade with the maximum number of students is 03 – 12, then the class size grade category is 02.
    - c) Otherwise, the class size grade category is the individual grade with the maximum number of students (KI, 01 or 02).
  - 3) If grade range category 03 represents the maximum number of students, then the class size grade category is 03.
  - 4) If grade range category 04-09 represents the maximum number of students, then:
    - a) If the individual grade with the maximum number of students is PK, KI, 01, 02 or 03, then the class size grade category is 04.
    - b) If the individual grade with the maximum number of students is 10, 11 or 12, then the class size grade category is 09.
    - c) Otherwise, the class size grade category is the individual grade with the maximum number of students (04, 05, 06, 07, 08 or 09).
  - 5) If grade range category 10-12 represents the maximum number of students, then:
    - a) If the individual grade with the maximum number of students is PK, 01, 02, 03, 04, 05, 06, 07, 08, or 09, then the class size grade category is 10.
    - b) Otherwise, the class size grade category is the individual grade with the maximum number of students (10, 11 or 12).
2. Determine if type of class is “typical”:
- a. For grade categories KI-03:
    - 1) Class has corresponding academic level 2 (Standard Course of Study) and subject code 0000 (Self-Contained).
    - 2) If no classes satisfying criteria 1) exist for a grade category, then look for classes with corresponding academic level 2 and subject code 1010 (Language Arts) for that grade category.
    - 3) If no classes satisfying criteria 1) or 2) exist for a grade category, then look for classes with corresponding academic level 2 and subject code 0109 (Language Arts/PE/Health), 0120 (Language Arts/Math), 0123 (Language Arts/Math/Science), 0124 (Language Arts/Math/Social Studies), 0129 (Language Arts/Math/PE/Health), 0130 (Language Arts/Science) or 0140 (Language Arts/Social Studies) for that grade category.
  - b. For grade categories 04-12:
    - 1) Class has corresponding academic level 2 (Standard Course of Study) and subject code 0000 (Self-Contained).

OR

    - 2) Class has corresponding academic level 2 and subject code 0120 (Language Arts/Math), 0123 (Language Arts/Math/Science), 0124 (Language Arts/Math/Social Studies), 0130

(Language Arts/Science), 0140 (Language Arts/Social Studies), 0230 (Math/Science), 0420 (Social Studies/Math), 0423 (Social Studies/Math/Science), 0430 (Social Studies/Science).

OR

- 3) Class has corresponding academic level 2 and subject code(s) is in range 1000-4999 (these are the English, Math, Science and Social Studies disciplines), excluding subject code 1038 (English as a Second Language) and any university/community college subjects within that range.
- c. If a class satisfies criteria mentioned above and is additionally deemed an exceptional children class, it is not included with “typical” classes.
3. Combination classes – a teacher that has a combination of grade levels in a class that requires more than one section due to course coding, the sections will show in the class size reporting in the appropriate grade level. The students for the grade level will be combined with the section for the majority grade level of the class and the teacher will be counted one time for that individual class with multiple sections.
4. Select “typical” classes with corresponding grade categories K1-08 and occurring in semesters that fall during date range October 25<sup>th</sup> and November 10<sup>th</sup> of the school year.
5. By school, sum number of teachers and number of students associated with selected classes for each grade category.
6. Class size (student/teacher ratio) by grade category = number of students divided by number of teachers and rounded to nearest whole number.

## Exception Reporting

The exceptions are identified as:

### Fatal

At least one of the exceptions associated with the data had an error level of E (Fatal Error). DPI cannot accept that line of data as valid. The data must be corrected and the PowerSchool Coordinator must request the school's SAR be Disapproved to be re-submitted with correct data.

### Warning

A warning notifies the school that there may be problems in their data. It should be researched at the school, but the resolution does not affect the data already submitted. DPI has accepted the school's data. The overall status of that line of data is a warning and no response to DPI is required. If the school feels that the data is important, the data must be made complete. The PowerSchool Coordinator must request the school's SAR be Disapproved to be re-submitted with correct data.

## **Information Only**

The information only exceptions point out data that may or may not be correct but should be looked at for verification. If left unchanged, the data will be reported as seen in the SAR.

## **Exception Correction**

Two offices at DPI are available to assist in error correction. The Technology Support Center helps with questions or concerns with software issues; Division of School Business helps with policies and procedures issues.

Following are a few comments that may help in the exception correction process.

- SAR data is used with payroll data as of the third pay period (September) submitted to the DPI in order to determine whether all personnel expected have been received.
- The SAR assumes that the name it receives is the same as the name in payroll and certification data.
- Class size reporting depends on the proper identification of classes. This process requires the use of valid course codes.
- If all semesters of an activity were not assigned the same section number, the SAR assumes that a course is scheduled for the number of semesters defined for the course in the Course Directory. It also assumes that the class in which the course is offered has the same section number in each semester, even if the teacher of the class changes.

## Appendix A SAR Exceptions List

Exception Code	School/LEA	Severity	Title	Business Rule Checked	Action (Next Steps)	Updates
SAR-1	School	WARN	Number of Students in Class is Invalid	Number of students in a class = 0 Class/section must have students enrolled.	If valid and no students in the class, no action needed, otherwise delete the section. DPI will not use the data.	
SAR-2	School	WARN	Staff Missing or Invalid SSN	SSNs are entered for only the certified staff needed for the collection to verify license. DPI will only be looking for SSNs for the following staff members: Lead teachers, Counselor-Regular Funding, Job Placement Specialist, Social Worker / Attendance Counselor, Audiologist, Speech/Language Therapist, Librarian/Media Coordinator, EC Adaptive Voc Ed, Single Parent Coordinator, Sex Equity Coordinator, Vocational Special Populations Coordinator and Career Development Coordinator. From this group exclude the lead teachers in the "How Taken" attribute that are identified as College/University Class, Community/Technical School and Internet /Virtual School. SSNs must be 9 digits.	If the SSN is missing, enter a valid SSN for the staff. If this is an invalid SSN, please enter a valid number.	Release Notes 9-30-16 Changed from Fatal to Warning
SAR-4	School/LEA	WARN	Duplicate Staff SSN or UID	Staff Duplicate SSN or duplicate Staff UID within the LEA/State. Each staff member must have a unique SSN and unique ID across the LEA/State	Correct the SSN if inaccurate. If the staff member works in multiple schools in LEA, verify that the information is accurate.	
SAR-6	School/LEA	WARN	Staff Member Without a Role in School or LEA	Staff member in school or LEA without a role assigned. Verify that staff working with students have the appropriate role.	Assign a role to the staff member.	
SAR-7	School	WARN	Academic Level/ EC Exceptionality	Academic level of EC classes is suspect. If 5th digit of course number (Academic Level) = A or B, at least 80% of scheduled students must have a primary exceptionality.	Verify that students have a primary exceptionality on the run date of the collection.	

Exception Code	School/LEA	Severity	Title	Business Rule Checked	Action (Next Steps)	Updates
SAR-8	School	WARN	Self-contained code of 0000 is no longer available starting in year 2014/15.	This identifies classes with subject code 0000. As of 2014-2015 self-contained code of 0000 is no longer available.	Update student schedules to the approved course code.	Release Notes 9-30-16 Changed from Fatal to Warning
SAR-10	School	WARN	Subject code for these classes are suspect	Subject codes 1051-1058, 2001--2008, 3001-3008, and 4001-4008 should only have students from the appropriate grade level. These classes cannot have a mixture of students from different grade levels.	Verify student grade levels.	Release Notes 4-28-17 Subject Codes Updated
SAR-11	School	WARN	Course Grade Level	Course Grade Level for these classes is suspect. Valid Course Grade Level Codes with associated Student Grades are: P = PK-P3; X = 09-13 Y = 06-08 Z = K1-5 6th digit of course number indicates grade level.	Verify student grade levels in the class against the course number.	
SAR-12	School	WARN	Extended Day Course Level	Extended Day Course Level for these classes are suspect. Extended Day Admission Status students must be in the following course grade levels X or Y. (6th digit of course number). Students with Admission Status of MED1 or VED1 can only be scheduled into courses with Course Grade Level of X or Y.	If the column for Sections Found in Master Schedule is No, then sections are not missing for this term. If the value is Yes, sections are missing for this term. Verify that the school does not offer any sections that last only for this term. If they do offer sections in this term, add these sections to the master schedule. If they do not offer sections during this term, no action is needed.	
SAR-14	School/LEA	WARN	Incomplete Master Schedule	Terms are defined in the Years and Terms Setup that do not have sections in the Master Schedule. The Master Schedule must include all classes that will be offered throughout the year, including year long, semester, trimester, and or quarter classes.	If column for Sections Found in Master Schedule is No then sections are not missing for this term. If value is Yes sections are missing for this term. If no sections offered for this term, no action needed. If sections offered in this term, add sections to master schedule.	Release Notes 9-30-16 Action Steps to Correct Updated

Exception Code	School/LEA	Severity	Title	Business Rule Checked	Action (Next Steps)	Updates
SAR-15	School/LEA	WARN	School Calendar Incorrect Days	The number of school days defined for the school is less than 185. Schools calendars must have 185 instructional days defined or 1025 instructional hours.	Verify school calendar has all instructional days defined. If the Instructional Hours are 0, define the Daily Instructional Minutes in School > PMR Instructional Minutes Setup.	
SAR-16	School	WARN	Assigned/Not Assigned Staff Roles	Schools should have staff assigned to the roles of Asst. Principal, Librarian/Media Coordinator and Teacher Assistant.	Verify that this information is valid.	
SAR-17	School/LEA	WARN	Missing Principal Role	School does not have Principal.	Assign a staff member to the Principal role.	
SAR-18	School	WARN	Non-Reporting Course Code	Classes with subject code 9935 are scheduled. 9935 should only be for non-reported subjects that do not have a valid state course code. The 9935 non-reporting code sections will be dropped from the SAR.	If this is not a homeroom or a non-reporting class, you should change to a valid course subject code to avoid having the data dropped from your SAR Data Collection. For scheduling homeroom use the valid code of 9932 to avoid this exception in the future.	
SAR-19	School	FATAL	Enrolled Students without Schedules	A student is enrolled but he/she does not have any scheduled sections. All enrolled students must be scheduled into classes.	Schedule students into classes.	
SAR-22	School	WARN	Incorrect Class Assignment for Role SA	Supervising adult (SA) is assigned to a non-physical education class as an additional staff member Role SA can only be assigned to course subject area 9001	Remove the SA from the incorrect class.	
SAR-23	School	WARN	Teachers Without Assigned Duties of Lunch and Planning	No staff duties assigned to teachers for the current school academic year. All teachers are required to have a lunch and planning duty.	Assign Lunch to the teacher.	

Exception Code	School/LEA	Severity	Title	Business Rule Checked	Action (Next Steps)	Updates
SAR-25	School	Fatal	Expired or Invalid Course Code	Inactive or ended course class sections have been scheduled in PowerSchool. The likely cause would be converted data. Inactive or ended courses cannot be scheduled in the Master Schedule.	Create new section using valid course code and transfer students. <i>This exception will be active once the software has been updated to validate active course codes.</i>	
SAR-26	School	FATAL	Class Without Expression	Class/section without Period/Day. Class/section must have expression entered.	You must set up the Period/Day/term for classes.	
SAR-27	School	FATAL	Students only scheduled in Homeroom	Students must show instructional time in their schedule. Homeroom (9932) does not represent instructional time.	Schedule students with instructional class time in addition to homeroom. Homerooms are for non-instructional time only. Please note that non-reporting codes are dropped from SAR data (classes starting with 9932).	
SAR-28	School	WARN	Students who are withdrawn and have no schedule	Students who have no schedule and have an exit code and exit date prior to the SAR report run date should not appear in the SAR	Verify data	
SAR-29	School	WARN	SSN of all 9's	SSN of all 9's is valid as a temporary SSN.	The temporary SSN must be updated with the valid SSN.	Release Notes 9-30-16 Changed from Fatal to Warning
SAR-30	School	FATAL	Class period minutes =0	The SAR must have minutes attached to the class period to assist in identifying the length of the class.	The period selection for the class is identified as having 0 minutes. Correct by adding the period, start and end time to the bell schedule.	

Exception Code	School/LEA	Severity	Title	Business Rule Checked	Action (Next Steps)	Updates
SAR-31	School/LEA	FATAL	Student missing admission status	All students must have an admission status.	Enter the student's appropriate admission status for the current school enrollment.	
SAR-33	School	WARN	Required Section Attribute Missing	Schools should have the SAR required attributes setup for classes that the attribute is related to. All classes would have course length, a delivery mode and a how taken selection. College, university, vendor, NCSSM and NCVPS courses would have provider attributes and the possible institution code.	Verify that this information is valid and populate as required for accurate reporting of the individual course section.	
SAR-34	School	WARN	Teachers listed are either missing their UID or their SSN	All Lead teachers must have a UID in StatePrID. DPI will only look for SSNs for the following staff: Lead teachers, Counselor-Regular Funding, Job Placement Specialist, Social Worker/Attendance Counselor, Audiologist, Speech/Language Therapist, Librarian/Media Coordinator, EC Adaptive Voc Ed, Single Parent Co, Sex Equity Co, Vocational Special Populations Co and Career Development Co. From this group exclude lead teachers in "How Taken" attribute identified as College/University Class, Community/Technical School and Internet /Virtual School that are not listed in the "Course External Provider" attribute as NCVPS.	Populate the missing UID and/or SSN.	Release Notes 9-30-16 Changed from Fatal to Warning
SAR-35	School	WARN	Staff without email address	PowerSchool is the authoritative source for staff email addresses DPI will only look for emails of all active staff members. From this group exclude lead teachers in "How Taken" attribute that are identified as College/University Class, Community/Technical School and Internet/Virtual School not listed in the "Course External Provider" attribute as NCVPS.	If the staff email is missing, populate the work email for the staff member on the Staff Information screen	

Exception Code	School/LEA	Severity	Title	Business Rule Checked	Action (Next Steps)	Updates
SAR-36	School	Fatal	Teacher End Dates	Most current Lead Teacher end date on the section information page is not the end date of the section's term	Teacher's end date on the section screen should be edited to be the last date of the term	Release Notes 10-9-15 Refers to Most Current Lead Teacher
SAR-37	School	Warning	The Average Class Size is out of range	The class average is fewer than 10	Verify that the sections and teachers are scheduled accurately for reporting accurate size of class per student/teacher ratio	Release Notes 4-8-16 Only triggers if fewer than 10
SAR-38	School	Fatal	Course High/Low grade range has been altered	Course High/Low grade range has been altered and is inconsistent with Class Size reporting needs	Check with the DPI to verify what the high/low grade range should be for the course and updated as required. Re-Run the SAR after the correction to report accurate SAR data.	
SAR-39	School	Warning	Teacher End Date is not the end date of the section/class term.	The end date for the Additional Teachers on the sections page is not the end date for the term of the section.	On section information page edit teacher's end date to be last date of the term if teacher is associated to that section at end of the term.	Release Notes 10-9-15 Refers to Additional Staff
<b>SAR-40</b>	School	Warning	Individual Section Class Size Overage	If individual class size exceeds 23 in grades K-3 at the end of the second school month and for the remainder of the school year, the local board has the responsibility to follow the steps set forth in G.S. 115C-301(g) and G.S.115C-47(10). When a class contains a combination of grades for more than one grade, the maximum class size will be determined by the grade classification which constitutes the majority in the class. Each teacher in a team-teaching setting is considered to be responsible for an equal number of students in the class regardless of how frequently the teacher actually teaches. To help monitor class size requirements this exception will report any individual sections that are over the number of students related to the teachers to student ratio	Determine if the individual section is over the LEA-wide class size average maximums for the grade span. Adjust as needed to meet policy requirements. Please refer to the SASA manual chapter 4 for details of class size requirements.	

Exception Code	School/LEA	Severity	Title	Business Rule Checked	Action (Next Steps)	Updates
HQ-1	School	INFO	Teacher Licensure is Out of Field	The teacher is teaching a course that is outside of their licensure. Displays if a teacher is coded as Out of field or Inactive License for a particular section.		Release Notes 9-11-15 Added; Disregard for 2018-2019 SAR

## **Appendix B Revision Changes**

### **2018-2019 SAR Revision Changes**

Cover Page

Added Link to Document and Year Update

Table of Contents Added

Time Line

Updated Reporting Dates and Collection Period

Contact Phone Updated for DPI Curriculum & Instruction Department

BEP Classes updated to Program Enhancement Classes

Class Size Section Updated

Added 'Updates' Column to Appendix A Exceptions List

Appendix B Revision Changes Added

### **2017-2018 SAR Revision Changes**

Time Line

Updated Reporting Dates and Collection Period

SAR Overview

Removed Highly Qualified Teacher Reporting

Removed No Child Left Behind (ESEA Compliance)