

September 25, 2020



Digital Teaching and Learning

DISTRICT SUPPORT



NC SIS Weekly Email Bulletin

In this issue:

1. Thank you, Home Base Meet Up Participants!
2. Student Learning Preferences
3. Reporting Deadline: CFU Reporting Due Wednesday, Sept. 30
4. Collection Deadline: Student Directory Opt-out Collection - Oct. 1
5. Reminder: Disabled Course Codes with Actively Enrolled Students
6. Perkins V CTE Concentrator Update
7. PMR Issue
8. 2020-2021 Webinars
9. Friday Round Up Featuring: Gro Garden
10. NCDPI Technology Support Center



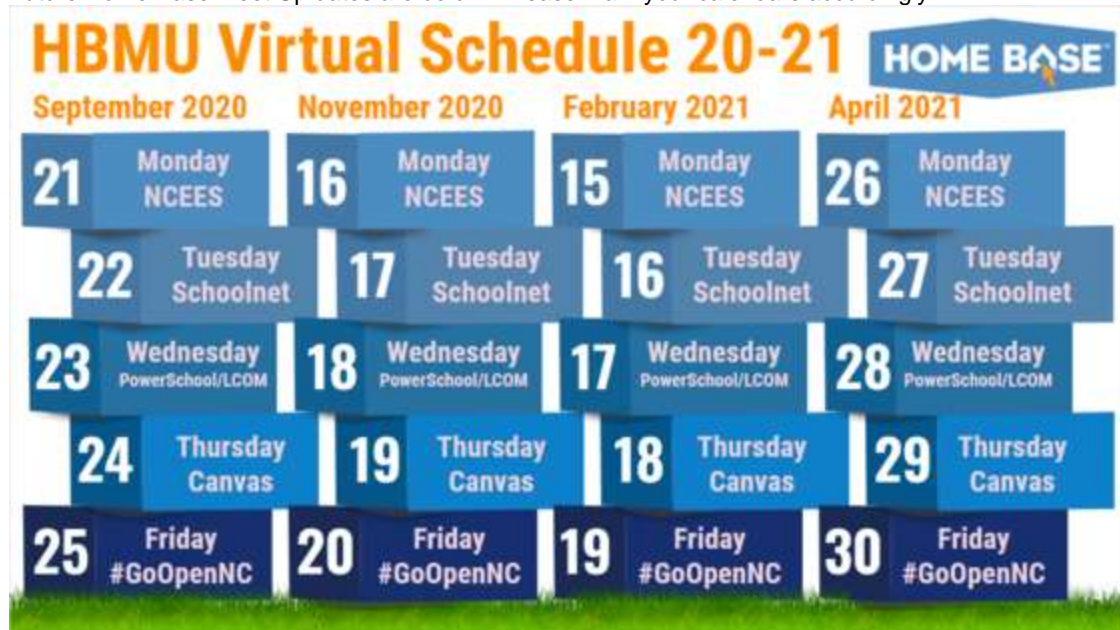
Thank You, Home Base Meet Up Participants!

Thank you for attending our 2nd round of Home Base Meet Ups for the 2020-2021 school year! Your attendance and active participation is what makes these collaborative networking sessions such a successful event. Don't forget to complete our survey and receive your .1 CEU credit for attending the training sessions.

For those who were unable to attend, we have made the presentations and recordings available for you to view at your convenience. Please use the links below to access the files.

- NCEES Recording: <https://youtu.be/ZUGju4IFuk8>
- NCEES Slides: <http://bit.ly/hbmusept2020ncees>
- Schoolnet Recording: <https://youtu.be/OHMKLraZJyA>
- Schoolnet Slides: <http://bit.ly/hbmusep20sn>
- PowerSchool Recording: https://youtu.be/vDQqSQvwR_E
- PowerSchool Slides: <http://bit.ly/HBMUfall2020>
- Learning.com Recording: <https://youtu.be/yOWD3DCLFnw>
- Learning.com Slides: <http://bit.ly/lcomhbm2020sept>
- Canvas Recording: <https://youtu.be/shpRF7x7K20>
- Canvas Slides: <http://bit.ly/hbmusep20canvas>
- GoOpenNC Slides: <http://bit.ly/hbmusep20goopen>

Future Home Base Meet Up dates are below. Please mark your calendars accordingly.



Student Learning Preferences

The NCDPI team has added a Student Learning Preferences Screen into PowerSchool. This screen will give districts the ability to record a student's preferences for learning (remote, blended, or face to face), type of computer, and home connectivity information. The Student Learning Preferences Screen was implemented at the request of PSUs. Please refer to the [Student Learning Preferences QRD](#) for more details and functional use.





CFU Reporting Due Wednesday, September 30

As a reminder, Common Follow-Up (CFU) collection is due **Wednesday, September 30** for all schools that include grade levels 9 – 13. All warnings and errors about blank diploma types can be ignored for non-senior students; only seniors who graduated are required to have diploma type information populated. Career plans are only required for students who completed a CTE concentrator; all other students' career data may remain blank.

Please review and correct all your warnings and fatal errors that are listed on the CFU Exception Reports before approving your CFU. If the CFU is not populating at a school that includes grade levels 9 – 13, reference the [Assigning Collections to Schools](#) document on how to add the collection to the state compliance dashboard at a school. A quick reference document, [Common Follow Up Data Collection](#), is also available on the NC SIS website.

Student Directory Opt-out Collection

The Student Directory data collection deadline for inputs and outputs is **Thursday, Oct. 1, 2020**. The data pull will be based on two values:

1. **Question 1 of the FERPA Opt-Out Screen:** Do you grant permission to allow directory information to be shared for non-commercial purposes?
2. **Question 2 of the FERPA Opt-Out Screen:** Do you grant permission for your student's contact information to be provided to the U.S. Military for the sole purpose of informing students of potential career opportunities?

If either or both of these questions are answered "no", data will not be shared for non-commercial or Military recruitment purposes.

Districts can use their own forms to send home this year. The form must include the following questions from PowerSchool.

1. **Question 1 of the FERPA Opt-Out Screen:** Do you grant permission to allow directory information to be shared for non-commercial purposes?
 2. **Question 2 of the FERPA Opt-Out Screen:** Do you grant permission for your student's contact information to be provided to the U.S. Military for the sole purpose of informing students of potential career opportunities?
 3. Do you grant permission to share information with NC Public and Private Colleges?
 4. During the Junior year of high school, students take the state-administered nationally-recognized college readiness assessment currently the ACT. Do you grant permission to share your student's ACT scores with colleges and universities?
-






Reminder: Disabled Course Codes with Actively Enrolled Students

NCDPI has compiled a list of Disabled CTE Course Codes that are currently showing actively enrolled students in some PSUs. Please review the list below to ensure you are not using these course codes for currently enrolled students. If students are enrolled in the disabled courses, move them to an active course code on the master list for the 2020-2021 school year.

- [CTE Disabled Course Codes v2.xlsx](#)

Perkins V CTE Concentrator Update

In order to maintain the utmost continuity and customer service, pages related to the CTE Concentrator calculation will be hidden while PowerSchool works to implement the new CTE Concentrator calculation under Perkins V. We are diligently working with PowerSchool on a functional tool that services both students and advisors. We expect to have all of these reports functional by January 2021. While we are implementing this new system please refer to the NC Career Pathway Guide <https://center.ncsu.edu/nccte-cms/>.



In the interim, we have decided to hide all items related to a CTE Concentrator that display data under Perkins IV regulations while we work to implement Perkins V regulatory requirements. Below, please see the following items that will be hidden at both the school and LEA views within PowerSchool:

- CTE Graduation Requirements
 - CTE tab only
 - Start Page > Student Selection > NC Graduation Requirements
- Diploma Assessment Report (DAR)
 - CTE Concentrators field within the report
 - Career field within the report
 - Start Page > Reports > NCDPI Reports > Diploma Assessment Report
- Career Endorsement
 - Career Endorsement section only within the endorsement tab
 - Start Page > Student Selection > NC Graduation Requirements
- CTE Plan Data Override
 - CTE Override only
 - Start Page > Student Selection > Student Academics
- CTE Web Reports Home Page
 - All reports
 - Start Page > Federal > CTE > CTE Web Reports Home Page
- eTranscript and Paper Transcript
 - CTE clusters achieved

NC DPI CTE has partnered with DTL and Accountability to develop a way to deliver a concentrator file to the Accountability Division to share for the Fall 2020 Work Keys exams. This list will also be shared via Vault, a secure CTE server, to all local CTE CIMCs and Directors. We will continue to provide transparent updates from all NC DPI partners as we have them on this work.



PMR Issue

NCDPI has been made aware of the following reported PMR issues after the maintenance weekend.

- ADA and ADM are not reporting correctly for Daily Attendance Schools. It has been reported that Daily Attendance Schools are not reporting any absences and ADA/ADM is displaying 100% for all students. This issue is still under investigation.
- The XG or -9 Grade level is causing a fatal error on the PMR for early grads. To fix this issue, please temporarily move the students back to grade level 12.
- Some PSUs are still receiving a red circle when attempting to run the PMR. When viewing the errors they do not appear to be the same issue, most are related to **Overlapping School Enrollments, Reverse School Enrollments, School Enrollments Outside the Years and Terms**, and **Overlapping Section Enrollments** at the school. To view and fix these issues navigate to PowerTools within your instance and run the Enrollment Report to view and correct any of the above-listed issues that may be causing the red circle. Once you have cleaned up the enrollment records your PMR should run successfully, if you are still receiving an error please submit a case to PowerSchool Support.

PowerTools navigation:

Start Page > System Administrator > PowerTools

Note: We recommend PowerTools is run at the school level but this can also be done at LEA level.

If you do not have PowerTools installed in your instance, or you need the most up to date version (5.0.8), you can find it on PowerSource along with installation instructions here:

<https://support.powerschool.com/exchange/view.action?download.id=437>



Home Base Webinars

2020-2021 School Year



Pre-Recorded State Reporting Webinar: <https://youtu.be/wyH4sSdmn6g>

- [Principal Monthly Report \(PMR\)](#)
- [Grade Race Sex \(GRS\)](#)
- [Retention Promotion \(RP\)](#)
- [School Activity Report \(SAR\)](#)
- [PowerTeacher Attendance Tips for 2020-20201 and Beyond](#)

Become a Home Base Empowered Educator!

To kickoff the 2020-2021 school year, the Home Base Team has created a series of eight 30 minute mini-webinars that are available on demand to help you make the most of Schoolnet, Canvas, and #GoOpenNC! CEU credit and a digital badge can be earned by watching at least two webinars. For more information, please visit bit.ly/homebaseb2school20





Canvas Monthly Webinars

Join us, starting in September, for monthly webinars to learn more about Canvas. Webinars will be one hour long and offered at 3 p.m. and 7 p.m. to help you attend the session that best fits your schedule. Educators who attend a live webinar will receive a CEU certificate for 0.1 CEU that is recommended for Digital Learning Competency Credit. All webinars will be recorded and archived on our YouTube channel to rewatch as needed. To register for our Canvas webinars, please visit: bit.ly/nccanvaswebinars

#GoOpenNC Monthly Webinars

Join us, starting in September, for monthly webinars to learn more about #GoOpenNC. Webinars will be one hour long and offered at 10 a.m., 3 p.m., and 7 p.m. to help you attend the session that best fits your schedule. Educators who attend a live webinar will receive a CEU certificate for 0.1 CEU that is recommended for Digital Learning Competency Credit. All webinars will be recorded and archived on our YouTube channel to rewatch as needed. Make sure you [register today](#) for our upcoming webinars!



Schoolnet Monthly Webinars

Join us, starting in September, for monthly webinars to learn more about Schoolnet. Webinars will be one hour long and offered at 10 a.m., 3 p.m., and 7 p.m. to help you attend the session that best fits your schedule. Educators who attend a live webinar will receive a CEU certificate for 0.1 CEU that is recommended for Digital Learning Competency Credit. All webinars will be recorded and archived on our YouTube channel to rewatch as needed. To register for our Schoolnet webinars, please visit: bit.ly/ncschoolnetresources





Free Training Available

Learning.com Tier 1 Districts - Virtual, instructor-led training and pre-recorded webinars are available and can be customized to your district or charter school needs. Please Contact Tiffany Kinney (tkinney@learning.com) if interested.

Teacher One-Pagers

- [North Carolina Educator Digital Literacy Brief](#)
 - Options for signing in
 - Teacher Set Up Guide
 - Assigning and Managing Curriculum
 - NEW! NC Remote Learning Sequences in EasyTech Library
 - Online Training Center
- [NEW! Tech Quest One Pager](#) - Learning.com feature that delivers essential technology skills to K-8 students without teachers needing to manage classes.

Learning.com Webinar Recordings

Want to know more about Learning.com?

- Recorded Webinar: [K-8 Digital Literacy Initiative: Supporting the NC Remote Instruction Plan with Learning.com](#)
- Presentation Slide Deck: <https://bit.ly/NCLearningDigitalSkills>



Understanding the Teacher/Support Staff Rubric: Observations and Ratings

Do you have questions about the Standards rubric in teacher and support staff plans? Should staff be rated during an observation? Learn how to view and mark the rubric Standards & Elements during staff observations, and the end of year summary rating evaluation.

What about virtual observations?

- [Recording](#) Password: Ncees2020
- [Presentation](#)

NCEES Sept./Oct. Webinars

Please click titles to register.

- [PD Office Use to Create Learning Opportunities](#) – Tuesday, Sept. 29, 4-5 p.m.
 - This hands-on training webinar will cover in depth how to manage a local NCEES PSU PD Office within NCEES PD component to create all types of Learning Opportunities
- [New AP Series Meeting 2](#) - Tuesday, Oct. 6, 4-5 p.m.
 - New assistant principals need consistent ongoing support. This New Assistant Principal NCEES Series will offer numerous meetings over the 2020-21 school year. Each meeting will address *timely topics* to support NCEES, ensuring fair and reliable practices for assistant principals to support teacher growth. An [agenda outline for all 8 meetings](#) has been developed. In addition, participants will have a [link to submit questions and ideas](#) for topics/ standards to be covered throughout the series.
- [NCEES Do you know tips](#) - Tuesday, Oct. 13, 4-5 p.m.
 - Do you know what you don't know? In this session participants will learn tips that may help improve timely processing within NCEES on the My Staff page, the Staff Evaluation page, professional development and more.
- [Cultural Leadership for Principals](#) - Tuesday, Oct. 20, 4-5 p.m.
 - Examine the practices that reflect Cultural Leadership
 - Recall how to ensure teachers share their instructional resources
 - Understand the importance of a leaders visual presence
 - Identify failure as an opportunity to begin again
 - Explore the impact of efficacy and empowerment on student achievement.
 - Provide evidence, artifacts and questions for the self assessment and evaluation.
 - This session will:
- [Using Staff Groups, PD Playlists](#) - Tuesday, Oct. 27, 4-5 p.m.



Participants will learn how creating Staff Groups in NCEES can be utilized for evaluation and professional development, and will be creating PD Playlists.

NCWiseOwl EBSCO Webinars 2020-2021

PSUs, please share this message with your teachers.

Want to love and utilize [NCWiseOwl](#) even more? Attend the upcoming webinars available from our database vendors!

Britannica School:

- Britannica School for Remote Learning
- Britannica School for Parents
- Britannica Basics for Elementary Educators
- Britannica Basics for Secondary Educators
- Sharing Britannica Content on Google Platforms
- Preparing Digital Content Sets for Instruction



- Britannica Tools to Support Reluctant Readers
- Britannica School - STEAM in Focus
- Britannica School - Arts & Humanities in Focus
- Britannica Tools to Support English Language Learners

EBSCO:

- EBSCO Reference Center Exploration
- EBSCO Online Classroom Tools and Integration Tips
- EBSCO Online Classroom Tools and Integration Tips

Please visit the [Toolkit](#) professional learning section for detailed descriptions and registration information. All webinars are recorded and posted after the sessions.



GRO GARDEN


Let's get down and dirty!!! What is one thing young kids enjoy doing outside? They love to play in the dirt. With this virtual garden, they can get dirty but stay clean at the same time. The virtual garden teaches them the process of growing and cultivating plants; the big part that sunlight and water play in the growth of the seed(s). The site allows them to plant the seed(s), shine the sun's rays and drag rain clouds around to nurture crop growth.

The website teaches them how plants grow from seed(s). As a teacher or parent, you can take the lesson outdoors by planting one seed or a small garden that will enable kids to experience the process visually. You can take a trip to a local farmer's market and point out the vegetable(s) they are growing themselves, and they can see the finished product. Likewise, take the kids on a trip in person or virtually to a pumpkin patch after giving them a pumpkin seed in the classroom or showing them one virtually so they may see how big a pumpkin grows from such a small seed. Another idea is to let them taste what they have grown with a recipe made with the vegetable or fruit that they have grown. All of these are fun and engaging activities to reinforce the lesson and encourage the student to appreciate the beauty of nature.

Lastly, you can use gardening to teach life lessons. Using a pumpkin seed as an example, explain to them that if they sow a little seed of good, they will receive an even bigger gift of good, and how the same goes for planting a bad seed. Remind them that because they were committed to watering the seeds regularly, and although it took awhile for the fruit or vegetable to grow, it eventually became fully

grown. Relate this process to when they are given a task, if they display the same commitment and never give up, they will enjoy the reward; just like when they study their class lessons, they make good grades.

IMPORTANT: Please check PSU policies and consider HIPPA, FERPA, and COPPA laws with regards to student privacy BEFORE implementing any free resources



NCDPI Technology Support Center

NCDPI's Technology Support Center continues to meet your support needs for:

- Schoolnet
- NCEES/Unified Talent
- IAM/SSO (NCEdCloud)
- Staff & Student UID (eScholar)



Support availability:

Web (**NEW**)

URL: https://ncgov.servicenowservices.com/sp_dpi - 24/7

Phone: **919-716-1840**, Monday - Friday, 7 a.m. to 4 p.m. (excluding state holidays)

Technical support for **SIS** needs is handled directly by PowerSchool support using chat, phone, or by opening a case ticket.

Remember to visit the [NC SIS website](#) for additional information including webinars and training documentation. Follow us on twitter [@NCHomeBase](#).

NC SIS
NC Department of Public Instruction
Education Building, 7th Floor North
301 North Wilmington Street
Raleigh, NC 27601

Email: ncsis@dpi.nc.gov
