

Federal Reporting Office Hours

Special Programs and Data

January 2022

WELCOME TO THE FEDERAL DATA Q&A

We are here to answer your questions!

Feel free to type in the chat or unmute and ask anything you like!



Federal Reporting Preparation Tips

Active Child Count

Indicator 7

Exit Count

Indicator 11

Indicator 12

Active Child Count

April Child Count

Active Child Count: Reminders

- April Child Count opens April 1st and closes April 22nd
- **Expectation that EC Director certifies Active Child Count on or before April 22nd.**
- If the EC Director does not certify the count, a signed and scanned verification form must be submitted to Khalilah O'Farrow-Boulware at khalilah.ofarrow@dpi.nc.gov.



PUBLIC SCHOOLS OF NORTH CAROLINA
DEPARTMENT OF PUBLIC INSTRUCTION | Catherine Truitt, Superintendent of Public Instruction
WWW.DPI.NC.GOV

April 1, 2022 Child Count Verification Form (Form Must Be Typed or Printed)

Date _____

LEA Name: _____

LEA Number: _____

Number of Students with Disabilities reported on 4/1/2022: _____

Name of authorized Exceptional Children Personnel: _____
(Print)

Authorized Exceptional Children Signature: _____

Scan and Email Child Count Verification Form to:
Khalilah O'Farrow-Boulware
khalilah.ofarrow@dpi.nc.gov
*(*Must be printed and signed prior to email)*

April Child Count: Resources

- Go to ECATS Main Menu > Resources

Resources

ECATS Documents

EWS & Intervention
Planning Documents

Federal Reporting

General

Service Logging
Documents

File Name

[ECATS Child Count Reporting
Checklist](#)

[ECATS Training Federal
Reporting Webinar Videos - Last
Updated 10/11/2020](#)

[ECATS Child Count - Exception
Tab Guide](#)



ECATS Federal Reporting Webinar Videos

Link/Topic & Description	Module	Release Date
ECATS Webinar – Child Count Reporting This webinar will review how to run the Child Count report to see who is included, how to retrieve and read the report, and how to resolve any exceptions.	Special Education	December 2, 2019

April Child Count: Resources

ECATS Main Menu > Resources



Student Record Review Checklist to Ensure Accuracy for Child Count

ECATS Screens/Workspace	What to check
Student History page	The student must have been enrolled in the district on or before the count period date (12/1 for December Count or 4/1 for April Count). Look for Student Enrollment event and verify Event Date is correct.
Student History page	Students with an Initial referral after 7/1/2019 must have Parental Consent for services response documented to be included.
Student History page or Finalized IEP document	The student must have a finalized IEP/PSSP/CSP event that is valid on the count period date (12/1 for December Count or 4/1 for April Count). Check Begin Date and End Date on Student History page. OR Check From and To dates on finalized IEP document for most current IEP.

ECATS Child Count Warnings and Exceptions Guide

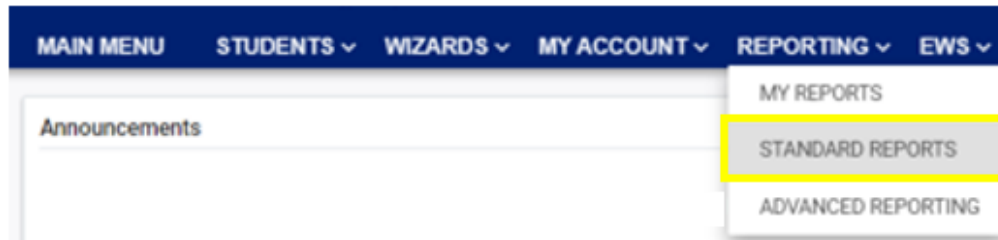
Key Points:

- Warnings do not need to be addressed in order to certify the Child Count.
- Errors must be corrected prior to certification.
- Students must have a current IEP on the child count date (12/1 or 4/1) in order to be included.
- Students with an Initial referral after 7/1/2019 must have Parental Consent for services response documented to be included.

Warning Type	Exception	Action
Error	Is Duplicated	Same student ID exists on another LEA's Child Count. Work with the other LEA where the student duplicated to determine which district needs to resolve this via exclusion in ECATS. Find LEA Data Manager here . Once the student is excluded both districts should click Update Report on the Student Level Report View Page to clear the error.
Warning	Potential Duplicates	Student has similar demographic-level information as another student at a different, or within the same, LEA but has a different ID. Resolve via exclusion if student is actually a duplicate. No action required if student is not a duplicate.
Error	School Code is Blank	Student is missing a school code. Update this in PowerSchool. If School Code exists in PowerSchool, submit a ZenDesk ticket for it to be corrected in ECATS.
Error	Grade is Blank	Student is missing a grade code. Update this in PowerSchool. If grade exists in PowerSchool, submit a ZenDesk ticket for it to be corrected in ECATS.
Error	PK Grade Check	Student is greater than 5 years old and is being counted in Pre-K. Verify student grade, update in PowerSchool if it is incorrect.
Error	Developmental Delay Age Not Appropriate	Student that is 8 or older and has DD Eligibility. If no new eligibility exists on or before 12/1 (December) or 4/1 (April), exclude student from count.
Warning	Setting Age Not Appropriate	Students' age is not appropriate for the setting on the count period date, this is a warning and can be ignored.

Child Count Report

- Child Count report available to review data



Scheduled Reports		
Early Warning System	Accommodations Report School/Grade/Class/Test	Exit Count
FAM-S	Caseloads as of a Point in Time	IEP Services Report with Location (xls)
	Caseloads Report Admin (xls)	IEP Services Report with Location/Transportation (xls)
General	Child Count	IEP Services Report with Minutes (xls)
	Compliance by Case Manager (xls)	Indicator 11
Progress Monitoring	Compliance by School (xls)	Indicator 7
	Compliance by Students (xls)	Missing Progress Report (xls)
Service Logging	Compliance Summary (PDF)	Overdue Eligibility/IEP Report (xls)
Special Education	Contacts Report (PDF)	Progress Report Status (PDF)
	ESY By School By Case Manager (xls)	Projected/Missed Eligibility Meetings (xls)
	ESY by Service (xls)	Projected/Missed IEP Meetings (xls)

Child Count Report

Reports - Child Count

Data Source: Transactional/EDPlan

Count Period: April 2022 | 04/02/2021 - 04/01/2022

CHECK ALL

CHECK NONE

☐ Import Holding School

☐ DPI FTE School

☐ LEP

Schools: ☐ Graduated Students

☐ Homeless

☐ Migrant

Include Exceptions/Validations: ☒

Sort By: Last Name

GENERATE REPORT

MAIN MENU STUDENTS ▾ WIZARDS ▾ MY ACCOUNT ▾ **REPORTING ▾** EWS ▾ ADMIN ▾ 

SCHOOL SYSTEM REPORTING ▾ SYSTEM INFO SUMMARY **ADMINISTRATION ▾**

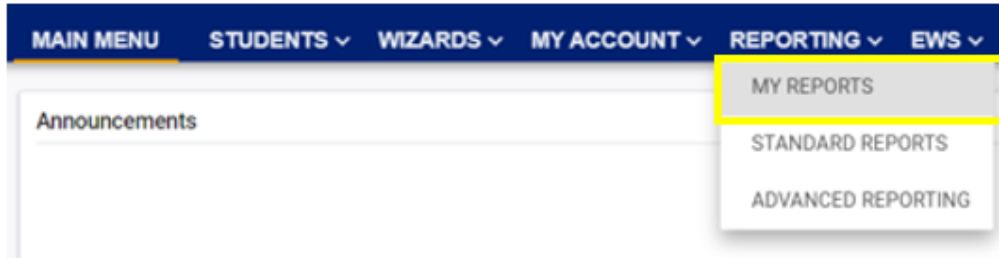
Your report is number 6 in line for generation.

An e-mail will be sent to 'khalilah.ofarrow@dpi.nc.gov' when it is complete.

When the report has successfully generated, you will find it in either the Saved System Reports section at the bottom of the Reports Page or on the My Reports Page.

The email will provide you with details.

Child Count Report



Reports

<u>Report</u>	<u>Date Created</u>	<u>Created By</u>
<u>Child Count</u>	01/04/2022	Khalilah Sabreen O'Farrow

	1	2	3	4	5	6	7	8	9	10	11	12	13	14	15	16
	Region	District	School	LastName, FirstName	Middle Initial	StudentID	Is Duplicated	Potential Duplicates	School Code is Blank	Grade is Blank	PK Grade Check	Developmental Delay Age Not Appropriate	Setting Age Not Appropriate	Race	StudentID	IsLEP
1	ECATS	ECATS	ECATS Academy	ABC, DEF	A	1234000										
2	ECATS	ECATS	ECATS Academy	GHI, JKL	B	5678000										
3																
4																
25																

Child Count **Exceptions** (+)

Child Count Report: Common Exceptions

- Potential Duplicates
 - ✓ This is a warning; no action is needed
- Setting Age Not Appropriate
 - ✓ This is a warning; no action is needed
- Is Duplicated
 - ✓ PSU in which the student is enrolled as of April 1st includes the student in their Child Count
 - ✓ PSU in which the student is not enrolled as of April 1st excludes the student from their Child Count
- PK Grade Check
 - ✓ Student under age 5 and enrolled in Kindergarten
 - ✓ Student over age 5 and enrolled in Pre-Kindergarten
 - ✓ Verify student grade and update in PowerSchool

Child Count Report: Common Exceptions

- Developmental Delay Age Not Appropriate
 - ✓ Error occurs when student is age 8 or older and still has DD selected as the primary disability
 - ✓ Student must have a finalized Eligibility Determination with new primary disability on or before April 1st
 - ✓ Check the time stamp of the finalized Eligibility Determination with the updated primary disability and the time stamp of the Annual Review/Addendum IEP

06/07/2021



05/11/2022



IEP Document (ID# 156609)

05/27/2021 16:58

05/27/2021



05/27/2024









Eligibility Determination
(ID# 156610)

05/27/2021 16:59

Child Count Report: Common Exceptions

- Developmental Delay Age Not Appropriate

06/07/2021		05/11/2022			IEP Document (ID# 156609)	05/27/2021 16:58
05/27/2021		05/27/2024			Eligibility Determination (ID# 156610)	05/27/2021 16:59

- ✓ If the Eligibility Determination with the new disability was finalized after the IEP...
 - ☐ Finalize a new IEP with the same information from the IEP created with the Eligibility Determination. **Note:** The new IEP will display the new primary disability.
 - ☐ Delete the IEP that was finalized prior to finalizing the Eligibility Determination.

Reminder: Student Level Report View

- After correcting data in the student record, also update the Student Level Report View to clear the error from the report

1

MAIN MENU STUDENTS ▾

STUDENT INFORMATION ▾ DOCUMENTS

PROFILE

PERSONAL INFORMATION

PARENTS/STUDENT

TEAM

ELIGIBILITY

CONTACTS

STUDENT HISTORY

STUDENT LEVEL REPORT VIEW

2

STUDENT INFORMATION ▾ DOCUMENTS PLAN OF CARE EC PROCESS ▾

Report View

Report Type:

Reporting Period:

3

Report View

Report Type: Active Child Count: April

Reporting Period: 2021-2022

UPDATE EXCEPTION

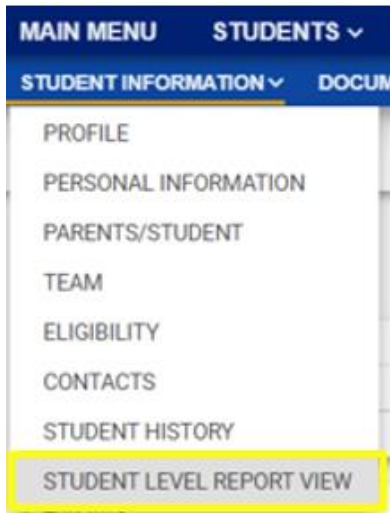
UPDATE REPORT

Child Count Report: Common Exceptions

- Developmental Delay Age Not Appropriate
 - ✓ If no new Eligibility Determination was completed to update the student's primary disability from Developmental Delay...
 - ☐ Exclude the student from child count
 - ☐ Update the Student Level Report View

Steps to exclude student record

1

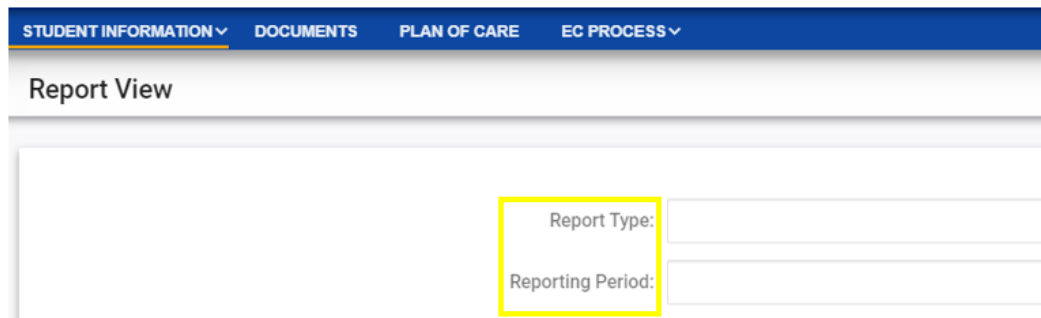


MAIN MENU STUDENTS ▾

STUDENT INFORMATION ▾ DOCUMENTS

- PROFILE
- PERSONAL INFORMATION
- PARENTS/STUDENT
- TEAM
- ELIGIBILITY
- CONTACTS
- STUDENT HISTORY
- STUDENT LEVEL REPORT VIEW**

2



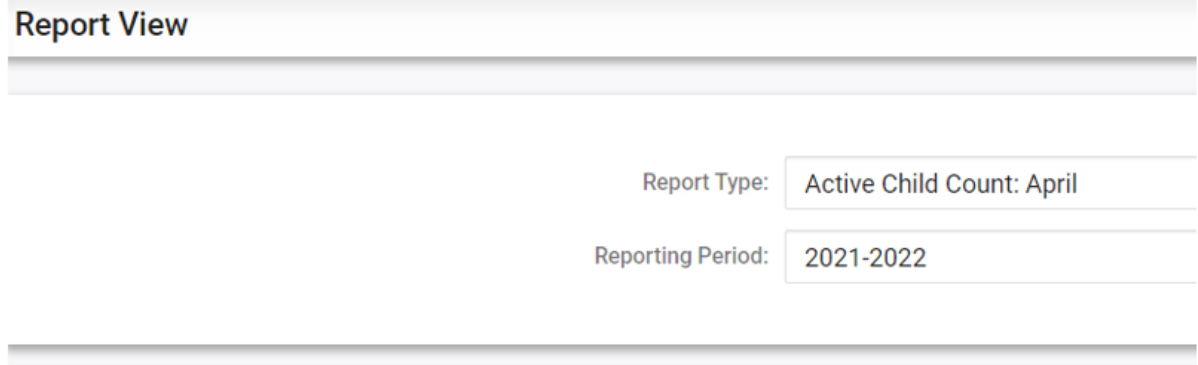
STUDENT INFORMATION ▾ DOCUMENTS PLAN OF CARE EC PROCESS ▾

Report View

Report Type:

Reporting Period:

3

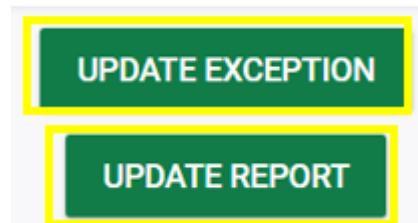


Report View

Report Type: Active Child Count: April

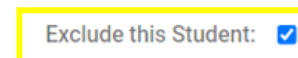
Reporting Period: 2021-2022

4



UPDATE EXCEPTION

UPDATE REPORT



Exclude this Student: ☒

Child Count Report: Missing Students

Things to check on the Student History screen

Student History

<u>Event Date*</u>	<u>Event Type</u>	<u>(transferred from)</u>	<u>Begin Date</u>	<u>End Date</u>
--------------------	-------------------	---------------------------	-------------------	-----------------

11/18/2021



Provision of Services Parental Consent



Provision of Services Parental Consent Event Date on or before April 1st

11/18/2021



IEP

11/18/2021



11/18/2022



IEP/PSSP/CSP Event Date on or before April 1st

IEP/PSSP/CSP Begin Date on or before April 1st

IEP/PSSP/CSP End Date after April 1st

07/26/2021



Student Enrollment



Student Enrollment on or before April 1st

Indicator 7 Tips

Preschool Outcomes

Preparing for Indicator 7

Indicator 7 Report: *Things to check in the student record*

- ☐ Charter Schools should also review Indicator 7 report (kindergarten student transfers w/ COSF data)
- ☐ Student is between age 3 and less than 6 as of the COSF Exit Date.
- ☐ Student received EC services in PreK for at least 6 months. ***At least 6 months of services from Active in Pre-k services start date and Active in Pre-k services completion date.
- ☐ Student has Exit COSF event between the Begin Date and End Date (7/1 - 6/30) of the reporting period.
- ☐ Student Level Report View displays all three OSEP Total Outcome ratings

Preparing for Indicator 7

Student Level Report View

COSF Entry Date: 2019-02-04 00:00:00.0000000

Entry Outcome 1: 5

Entry Outcome 2: 4

Entry Outcome 3: 5

COSF Exit Date: 2021-05-27 00:00:00.0000000

Exit Outcome 1: 5

Progress 1: 0

Exit Outcome 2: 5

Progress 2: 1

Exit Outcome 3: 6

Progress 3: 1

OSEPTotalOutcome 1:

OSEPTotalOutcome 2: c

OSEPTotalOutcome 3: d

COSF Months of Service: 27

Active in PK Services Start Date: 2019-02-04 00:00:00.0000000

Completion in PK Services Date: 2021-05-27 00:00:00.0000000

- A blank rating by an OSEPTotalOutcome category indicates a discrepancy in the Exit COSF progress rating.
- To resolve the discrepancy in the progress rating, create a new Exit COSF with the corrected information and delete the existing Exit COSF with the incorrect information.

Preparing for Indicator 7

Correcting Discrepancy in Finalized Exit COSF

Navigate to the Documents screen. Download a PDF copy of the existing finalized Exit COSF.

MAIN MENU STUDENTS WIZARDS MY ACCOUNT REPORTING EWS ADMIN

STUDENT INFORMATION DOCUMENTS PLAN OF CARE EC PROCESS

Documents

Del	Doc ID	Date Generated	Generated By	Document	Batch	Status	Del	Attachment	Batch Attachment	Date Received
E				Child Outcome Summary Form	PDF			Final		

Create a Draft Exit COSF.

MAIN MENU STUDENTS WIZARDS MY ACCOUNT REPORTING EWS ADMIN

STUDENT INFORMATION DOCUMENTS PLAN OF CARE EC PROCESS

Documents

Documents: General Progress Monitoring

- Accommodation Review
- Child Outcome Summary Form
- Contact Log
- Core Plan
- Core Plan Review
- CSP Document
- Progress Report
- Plan of Care (Speech/Language)
- Plan of Care (Occupational Therapy)
- Plan of Care (Physical Therapy)
- Plan of Care (Psychological Services)
- Plan of Care (Counseling Services)
- Plan of Care (Special Education - Speech/Language)
- FAM-S Scoring Summary School (pdf)
- FAM-S Scoring Summary School (xls)
- FAM-S Item Summary School (pdf)
- FAM-S Item Summary School Level (xls)

Letters: (No Letters Available)

CREATE DRAFT (WILL BE SAVED FOR 30 DAYS)


CREATE FINAL DOCUMENT (WILL BE SAVED)

UPLOAD EXTERNAL DOCUMENT(S)

Preparing for Indicator 7

Correcting Discrepancy in Finalized Exit COSF

Update the progress response on the Draft Exit COSF along with other required fields for each of the three outcomes. Enter progress details if response is Yes. Then, click Save.




COMPLETE AT EXIT

(If Question Extent of Age Appropriate Functioning has been answered previously): Has the child shown any new skills or behaviors related to positive social-emotional skills (including positive social relationships) since the last outcomes summary?

Yes

If yes, describe progress:




COMPLETE AT EXIT

(If Question Extent of Age Appropriate Functioning has been answered previously): Has the child shown any new skills or behaviors related to acquiring and using knowledge and skills since the last outcomes summary?

Yes

If yes, describe progress:



COMPLETE AT EXIT

(If Question 3a. has been answered previously): Has the child shown any new skills or behaviors related to taking appropriate action to meet needs since the last outcomes summary?

Yes

If yes, describe progress:

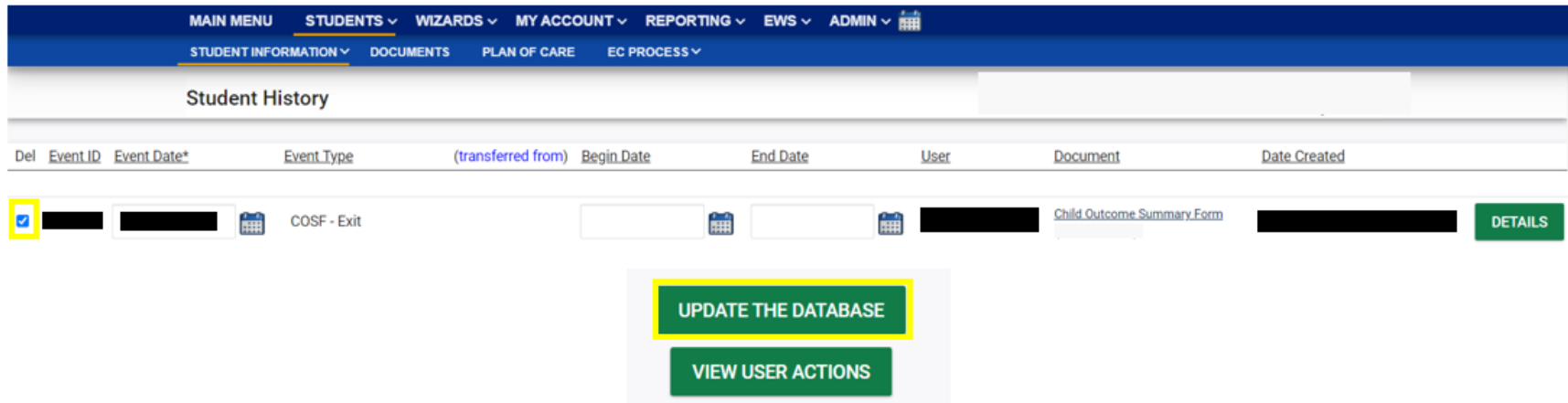
SAVE

CREATE DRAFT DOCUMENT

Preparing for Indicator 7

Correcting Discrepancy in Finalized Exit COSF

Navigate to the Student History Screen. Select the Exit COSF event. Then, inactivate the Exit COSF.



MAIN MENU STUDENTS WIZARDS MY ACCOUNT REPORTING EWS ADMIN

STUDENT INFORMATION DOCUMENTS PLAN OF CARE EC PROCESS

Student History

Del	Event ID	Event Date*	Event Type	(transferred from)	Begin Date	End Date	User	Document	Date Created
<input checked="" type="checkbox"/>			COSF - Exit					Child Outcome Summary Form	

DETAILS

UPDATE THE DATABASE

VIEW USER ACTIONS

Preparing for Indicator 7

Correcting Discrepancy in Finalized Exit COSF

Navigate back to Documents. Create Final Exit COSF.

MAIN MENU STUDENTS WIZARDS MY ACCOUNT REPORTING EWS ADMIN

STUDENT INFORMATION DOCUMENTS PLAN OF CARE EC PROCESS

Documents

Documents:

General

Progress Monitoring

- ☐ Accommodation Review
- ☐ Plan of Care (Physical Therapy)
- ☒ Child Outcome Summary Form
- ☐ Plan of Care (Psychological Services)
- ☐ Contact Log
- ☐ Plan of Care (Counseling Services)
- ☐ Core Plan
- ☐ Plan of Care (Special Education - Speech/Language)
- ☐ Core Plan Review
- ☐ FAM-S Scoring Summary School (pdf)
- ☐ CSP Document
- ☐ FAM-S Scoring Summary School (xls)
- ☐ Progress Report
- ☐ FAM-S Item Summary School (pdf)
- ☐ Plan of Care (Speech/Language)
- ☐ FAM-S Item Summary School Level (xls)
- ☐ Plan of Care (Occupational Therapy)

Letters: (No Letters Available)

CREATE DRAFT (WILL BE SAVED FOR 30 DAYS)

CREATE FINAL DOCUMENT (WILL BE SAVED)

UPLOAD EXTERNAL DOCUMENT(S)

COMPLETE AT EXIT

(If Question Extent of Age Appropriate Functioning has been answered previously): Has the child shown any new skills or behaviors related to positive social-emotional skills (including positive social relationships) since the last outcomes summary?

Yes

If yes, describe progress here:

If yes, describe progress:

COMPLETE AT EXIT

(If Question Extent of Age Appropriate Functioning has been answered previously): Has the child shown any new skills or behaviors related to acquiring and using knowledge and skills since the last outcomes summary?

Yes

If yes, describe progress here:

If yes, describe progress:

COMPLETE AT EXIT

(If Question 3a. has been answered previously): Has the child shown any new skills or behaviors related to taking appropriate action to meet needs since the last outcomes summary?

Yes

If yes, describe progress here:

If yes, describe progress:

SAVE

CREATE FINAL DOCUMENT

Preparing for Indicator 7

Resource: COS to Progress Categories

<https://ectacenter.org/eco/pages/childoutcomes-calc.asp>

The screenshot shows the ECTA website header with the logo and tagline "Improving Systems, Practices, and Outcomes". A search bar is present. Below the header is a navigation menu with links like "About", "IDEA", "Systems", "Practices", "Outcomes", "Events", and "Resources". The left sidebar lists various topics under "Outcomes". The main content area is titled "Child Outcomes Calculators and Graphing Templates" and features a section for "Summary Statements Calculator (2011)". This section explains that the calculator converts state OSEP progress category data into summary statements. It includes two summary statements: "Summary Statement 1" (about children who substantially increased their rate of growth) and "Summary Statement 2" (about children functioning within age expectations). A link at the bottom of this section points to "Converting COS Data to OSEP Progress Categories/Summary Statements".

COS to Categories

Categories to Summary
Statement 1

Categories to Summary
Statement 2

COS to Progress Categories

Use the following calculator to convert your COS data to progress categories. In the spaces provided, enter a COS rating of 1 through 7 for Entry and Exit. Then, indicate whether progress was made since entry by selecting "Yes" or "No" and select "Calculate."

Entry Rating :
(enter 1 through 7)

Exit Rating :
(enter 1 through 7)

Progress made since Entry : ☐ Yes ☒ No

Calculate

Reset

OSEP Category : Impossible

Sometimes providers mistakenly answer the progress question "No" for a child who has the same rating of entry and exit. The progress question refers to the acquisition of any new skills. Children who maintain a rating of 2 or higher over time are acquiring new skills to be able to keep the same rating because what is expected of older children developmentally is more than what is expected of younger children.

Exit Count Tips

Preparing for Exit Count

Things to check in the student record

- ☐ Student has Exit School System event between the Begin Date and End Date (7/1 - 6/30) of the reporting period.
- ☐ Student must be exited on the End Date of the reporting period (6/30) in all of North Carolina
- ☐ Student has one of the following Special Ed exit events on the Student History screen:
 - ✓ Non-Eligibility Event (not initial)
 - ✓ Parent Revocation of Service Event (not initial)
 - ✓ Parent Consent Denial Event (not initial)
 - ✓ Reached Maximum Age
- ☐ Student must have a current IEP that does not expire prior to the exit date

Preparing for Exit Count

Exit Count Report: Common Exceptions

- **Setting - The Student's age is invalid for the Primary Educational Setting**
 - This is a warning; no action needed
- **Exit Reason Blank**
 - **Document modified exit reason**
- **Is Duplicated**
 - LEA with most recent exit date within reporting period includes student in Exit Count
 - LEA with older exit date within reporting period excludes student from Exit Count
- **Exit Reason Not Appropriate for Age**
 - **Update the modified exit reason**
 - **There should be no students under age 16 with exit reason, Dropped Out**

Preparing for Exit Count

Exit Count Report: Common Exceptions

- Exit Reason Blank
- Exit Reason Not Appropriate for Age

Total Students:								
Region	AgeAsOfCo	IEPStartDate	Exceptions	Setting	Entitlemer	PlanType	ExitReason	ExitDate
ECATS	11	3/18/2020	SI	REG	Y	IEP	TR	3/15/2021
ECATS	13	4/4/2020	LD	REG	Y	IEP	MV	7/6/2020
ECATS	16	4/10/2020	LD	REG	Y	IEP	MV	7/6/2020
ECATS	10	12/12/2019	OH	RES	Y	IEP		7/6/2020
ECATS	9	11/8/2019	SI	REG	Y	IEP		7/6/2020
ECATS	14	12/17/2020	OH	REG	Y	IEP	MV	3/18/2021
ECATS	16	5/1/2020	LD	REG	Y	IEP	MV	7/6/2020
ECATS	10	3/20/2021	LD	REG	Y	IEP	DO	4/12/2021
ECATS	9	11/4/2019	SI	REG	Y	IEP	DO	10/30/2020
ECATS	10	4/9/2020	SI	REG	Y	IEP	MV	7/6/2020
ECATS	7	11/18/2019	DD	REG	Y	IEP	TR	11/11/2020
ECATS	13	4/16/2020	SI	REG	Y	IEP		4/15/2021










Indicator 11 Tips

Child Find

Preparing for Indicator 11

Things to check in the student record

- ❑ If the student transferred to your PSU, with a Referral event that was initiated in the previous PSU, exclude that Referral event from the Student Level Report View.

04/14/2021		Transfer Student (ncecats █████ => ncecats █████)
04/13/2021		Grade Change (Eighth Grade)
04/13/2021		School Change █████
04/12/2021		Student Enrollment
02/01/2021		Exit School System (ncecats █████)
01/05/2021		Notification - IEP (ncecats █████)
12/17/2020		Parent Consent (Yes)
12/08/2020		Notification - IEP (ncecats █████)
11/05/2020		Referral (ncecats █████)

Report View

Report Type: Indicator 11: Child Find

Reporting Period: 2020-2021

Exclude this Record: ☒

UPDATE EXCEPTION

UPDATE REPORT

Preparing for Indicator 11

Things to check in the student record

❑ EC documents are finalized in the following order:

- ✓ Referral
- ✓ Consent to Evaluate – submit response (if applicable)
- ✓ Eligibility Determination
- ✓ Initial IEP
- ✓ Consent for Services – submit response

09/14/2021		IEP	09/21/2021		09/13/2022		IEP Document (ID# 381963)	09/14/2021 16:49 (49 days)
09/15/2021		Provision of Services Parental Consent					Consent for Services (ID# 381906)	09/21/2021 16:37 (42 days)
09/14/2021		Notification - IEP					Prior Written Notice (ID# 381964)	09/14/2021 16:49 (49 days)
09/14/2021		Eligibility Determination	09/14/2021		09/14/2024		Eligibility Determination (ID# 381894)	09/14/2021 14:39 (49 days)
07/01/2021		Grade Change (Pre-Kindergarten)	07/01/2021		11/02/2021			10/02/2021 15:06 (31 days)
06/23/2021		Parent Consent (Yes)					Consent for Eval (ID# 364376)	06/23/2021 10:55 (132 days)
06/23/2021		Referral					Special Education Referral (ID# 364375)	06/23/2021 09:13 (132 days)

Preparing for Indicator 11

Things to check in the student record

- ☐ Upload signed copy of Consent to Evaluate (if applicable) and Consent for Services to Documents

Documents					
<u>Document</u>		Batch	<u>Status</u>	Del	Attachment
<u>Consent for Services</u>	PDF	<input type="checkbox"/>	Final	<input type="checkbox"/>	<u>Consent for Services 9-3-21</u>
<u>Consent for Eval</u>	PDF	<input type="checkbox"/>	Final	<input type="checkbox"/>	<u>consent for evaluatin, signed 7-10-21</u>

Preparing for Indicator 11

Things to check in the student record

- ❑ Provision of Parental Services Consent event date must be on or after the Initial IEP event date

Event Date*	Event Type
09/14/2021	IEP
09/15/2021	Provision of Services Parental Consent

- ❑ Non-Eligibility Determination event must follow a Referral event, not Referral Discontinuation event

10/14/2020	Non-Eligibility Determination
10/14/2020	Notification - IEP
09/24/2020	Referral Discontinuation

Preparing for Indicator 11

Things to check in the student record

- ❑ A new Referral, not Eligibility Determination, must follow a Parent Consent Denial event


05/26/2021		IEP
06/01/2021		Provision of Services Parental Consent
05/26/2021		Notification - IEP
05/26/2021		Eligibility Determination
03/10/2021		Parent Consent Denial
03/10/2021		Notification - IEP
03/10/2021		Referral

Preparing for Indicator 11

Things to check in the student record


- ❑ Remove the initial placement delay reason from the Data Collection screen if there was no delay

Referral Received by School Date	Referral Determination Date	Referred for Evaluation	Consent to Evaluate Date	Consent to Evaluate Purpose	Consent to Evaluate Given	Evaluation Purpose	Eligibility Date	Eligible	Pvt School Non-participant Notice Date	Initial Placement Date	Initial Placement Delay Reason	Consent for Placement Date	Consent for Placement Given	# Days Delayed	Subtraction Category
6/3/2021	6/3/2021	Y	7/13/2021	INIT	Yes	INIT	9/1/2021	Yes		9/1/2021	IN05: Other	9/1/2021	Yes	0	Eligible
6/10/2021	6/22/2021	Y	6/23/2021	INIT	Yes	INIT	8/25/2021	Yes		9/7/2021	IN04: Delay in getting parent consent	9/7/2021	Yes	0	Eligible
6/29/2021	7/29/2021	Y	7/30/2021	INIT	Yes	INIT	9/23/2021	Yes		9/23/2021	IN04: Delay in getting parent consent	9/24/2021	Yes	0	Eligible

Event Date* 09/24/2021  Event Type Provision of Services Parental Consent

General Data Part C Referral: C to B Transition **Part B Referral**

Referral Data

Referral Date: 06/29/2021 90 Day Timeline End Date: 09/27/2021  Private School Non-Participation Notice Date (If Applicable): Delay Reason (If Applicable): IN04: Delay in getting parent consent

Indicator 12 Tips

Part C to Part B Timely Referral

Preparing for Indicator 12

Identifying students for Indicator 12

- ❑ Run the Indicator 11 report in ECATS.
- ❑ In the Indicator 11 Excel spreadsheet, add a column next to *Date of Birth* and label it, *Age as of Referral Date*.

LEA Name	Date Of Birth	Age as of Referral Date	Grade
ECATS	10/31/2015		KI
ECATS	9/6/2015		KI
ECATS	5/5/2004		11
ECATS	7/19/2011		4
ECATS	3/26/2015		1
ECATS	9/17/2018		PK
ECATS	1/11/2017		PK
ECATS	6/2/2016		KI
ECATS	6/2/2016		KI
ECATS	6/2/2016		KI
ECATS	3/11/2015		1

Identifying students for Indicator 12

- ☐ Enter the following formula in the first cell under the header, *Age as of Referral Date*:

=DATEDIF(K2,V2,"y")

or

=DATEDIF(RC[-1],RC[10],"y")

- Note:** This formula calculates in years the difference between the *Date of Birth* and *Referral Received by School Date*

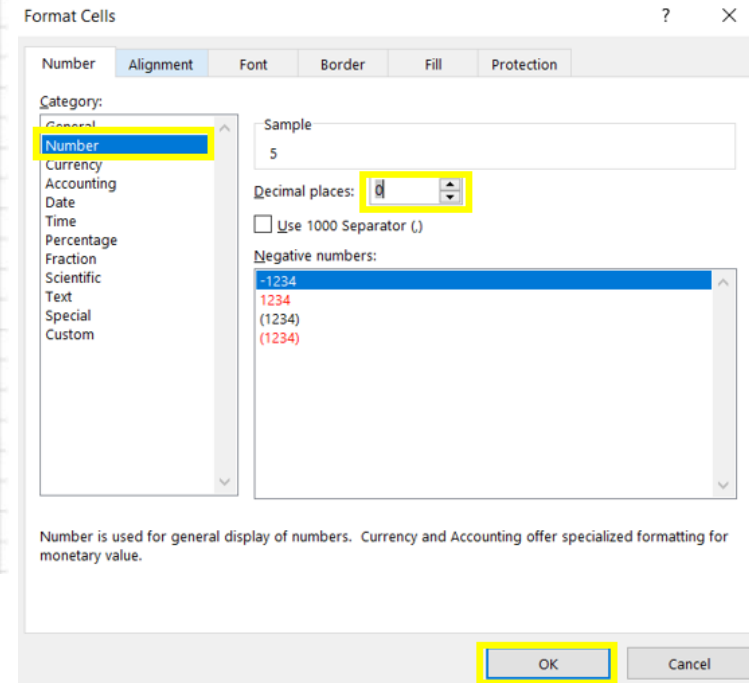
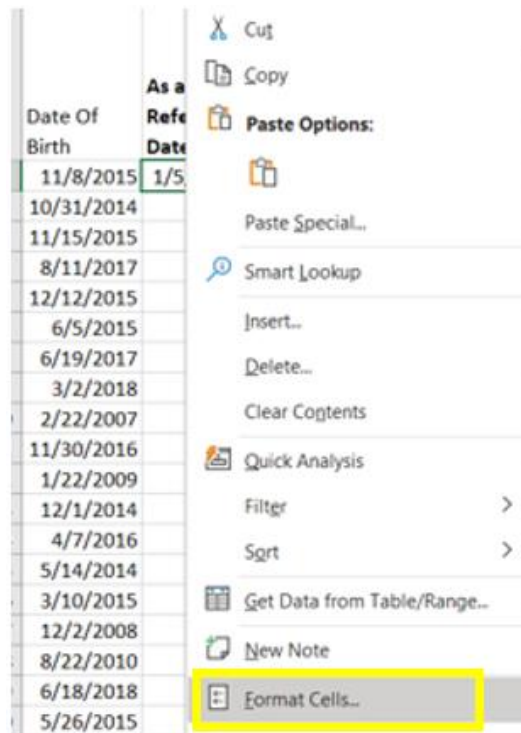
	2	10	11	15	16	21
1	LEA Name	Date Of Birth	Age as of Referral Date	Grade	Placement Date	Referral Received by School Date
2	ECATS	10/31/2015	<code>RC[10],"y")</code>	KI	5/26/2021	4/12/2021

Preparing for Indicator 12

Identifying students for Indicator 12

- ❑ Change the format of the cell contents to Number (if applicable)

Date Of Birth	As as of Referral Date	Referral Received by School Date
11/8/2015	1/5/1900	11/18/2020



Preparing for Indicator 12

Identifying students for Indicator 12

- ❑ Copy and paste the formula down *Age as of Referral Date* column.
- ❑ Filter *Age as of Referral Date* column results by Age 2.

Date Of Birth	As as of Referral Date	Referral Received by School Date	Referral Determination Date
3/2/2018	2	12/4/2020	12/4/2020
6/18/2018	2	3/17/2021	3/17/2021
12/28/2017	2	11/6/2020	11/6/2020
6/16/2018	2	3/8/2021	3/19/2021
5/23/2018	2	3/16/2021	4/21/2021
5/22/2018	2	2/5/2021	2/5/2021
3/7/2018	2	12/11/2020	12/11/2020
1/23/2018	2	10/19/2020	10/30/2020

- ❑ This helps to identify students who were referred prior to Age 3 during the selected reporting period.

Preparing for Indicator 12

Things to check in the student record

- ☐ Upload signed copy of Consent to Evaluate (if applicable) and Consent for Services to Documents

Documents					
<u>Document</u>		Batch	<u>Status</u>	Del	Attachment
<u>Consent for Services</u>	PDF	<input type="checkbox"/>	Final	<input type="checkbox"/>	<u>Consent for Services 9-3-21</u>
<u>Consent for Eval</u>	PDF	<input type="checkbox"/>	Final	<input type="checkbox"/>	<u>consent for evaluatin, signed 7-10-21</u>

Other Reminders & Tips

ECATS

ECATS Data Managers Contact Directory

Update the Contact Directory with any corrections and/or additions.

<https://docs.google.com/document/d/1tQFdgbqV1kqhMXN9PIGR38JrYbvR8UuZ/edit?usp=sharing&oid=100162846075394212010&rtpof=true&sd=true>

ECATS website: Federal Reporting Office Hours

Access previous PowerPoint and session recordings from the ECATS website at <https://www.dpi.nc.gov/districts-schools/classroom-resources/exceptional-children/every-child-accountability-tracking-system-ecats/reporting/federal-reporting-office-hours>

ECATS website: Federal Reporting Office Hours

Every Child Accountability & Tracking System (ECATS)

[Special Education](#)

[Service Documentation](#)

[MTSS](#)

[Monday Messages](#)

[Frequently Asked Questions](#)

[Newsletters](#)

[ECATS ODS](#)

[Resources](#)

[Reporting](#)

[Federal Reporting Office Hours](#)

NC DPI » Districts & Schools » Classroom Resources » Exceptional Children » Every Child Accountability & Tracking System (ECATS) » Reporting » Federal Reporting Office Hours

Federal Reporting Office Hours

This is the archive of Federal Reporting Office Hour sessions. Because this is an archive, please note that some website links may change.

Reporting

Federal Reporting Office
Hours

Frequently Asked Questions

— FAQs

2021

[Federal Reporting Office Hours FAQs](#)

August

- [Welcome to the Federal Data Q&A - August 2021](#)
- [Federal Reporting Hours AM Session 8.4.21](#) [🔒](#) - password Nnz4d8ju
 - [Transcript](#)
- [Federal Reporting Hours PM Session 8.4.21](#) [🔒](#) - password rPyNvtH2
 - [Transcript](#)