

Federal Reporting Office Hours

Special Programs and Data

August 2022

Automated Captioning for Participants in WebEx

Option 1: Caption and Highlights Panel

1. Locate blue circle and dot icon on the bottom of screen.
2. Select icon
3. A side panel will appear on the right side of the screen.



Option 2: Closed Captioning

1. Select the Closed Captioning (CC) icon
a. Captions will appear on the bottom of screen.
2. Grab and move to desired location



WELCOME TO THE FEDERAL DATA Q&A

We are here to answer your questions!

Feel free to type in the chat or unmute and ask anything you like!



Federal Reporting Preparation Tips

Indicator 7

Indicator 11

Indicator 12

Indicator 7 Tips

Preschool Outcomes

Indicator 7

- Opened August 1st
- Closes August 19th
- Captures the percent of preschool children ages 3-5 with IEPs with improved childhood outcomes in the following:
 - (A) Positive social-emotional skills
 - (B) Acquisition and use of knowledge and skills
 - (C) Use of appropriate behaviors to meet their needs.
- Based on data from the 7/1/2021 through 6/30/2022 reporting period

Preparing for Indicator 7

Things to check in the student record

Resources [Disclaimer/License Agreement](#) [Upload File\(s\)](#) [Delete/Update Documents](#)

Planning Documents	<input type="checkbox"/>	11		Federal Reporting	06/16/2021	Colton Ash	ECATS Indicator 7 Exception Descriptions
Federal Reporting	<input type="checkbox"/>	27		Federal Reporting	09/17/2020	Beth Burris	ECATS Exit Count Reporting Checklist
General	<input type="checkbox"/>	28		Federal Reporting	09/17/2020	Beth Burris	ECATS Exit Count - Same Day Reporting Updates
Service Logging Documents	<input type="checkbox"/>	29		Federal Reporting	09/17/2020	Beth Burris	ECATS Exit Count - Errors and Warnings Reference Guide
Special Education Documents	<input type="checkbox"/>	31		Federal Reporting	10/05/2020	Beth Burris	ECATS Indicator 7 Reporting Checklist

Student Record Review Checklist to Ensure Accuracy for Indicator 7

ECATS Screens/Workspace	What to Check
Student Profile and Documents tab	Student must be age 3 to less than 6 as of the COSF Exit Date.
Documents tab	Student must have an Exit COSF event (or projected Exit COSF Date) between the begin and end date of the count period.
COSF document	Student must have received EC services in PK for 6 months or more. This is the number of days between the Active in Pre-k services start date and Active in Pre-k services completion date on the COSF.
Student Level Report View	The student must not be marked and 'Exclude Student from This Report' for the applicable report and count period

Indicator 7: Tip

How do you document Exit COSF for a student who transfers from another PSU with no documentation of Entry COSF, and the child has been enrolled in PreK for at least 6 months?

EC Preschool Staff should enter information from the initial eligibility as the “Entry” COS if there was none previously entered. This would provide the growth data from beginning of services until exit if the student has been enrolled and receiving services for 6 months or more.

Child Outcome Summary Form

PURPOSE

i


The proper selection must be made in order to generate the appropriate document.

Select One:


Entry

▼

Active in Pre-k services start date:



Pre-k services completion date:



PERSONS INVOLVED IN DECIDING THE SUMMARY RATINGS

Name	Role
<input type="text"/>	<input type="text"/> <small>abc</small> ✓
<input type="text"/>	<input type="text"/> <small>abc</small> ✓
<input type="text"/>	<input type="text"/> <small>abc</small> ✓

Indicator 7

- Indicator 7 report available to review data

Scheduled Reports		
Early Warning System	Accommodations Report School/Grade/Class/Test	Exit Count
FAM-S	Caseloads as of a Point in Time	IEP Services Report with Location (xls)
	Caseloads Report Admin (xls)	IEP Services Report with Location/Transportation (xls)
General	Child Count	IEP Services Report with Minutes (xls)
	Compliance by Case Manager (xls)	Indicator 11
Progress Monitoring	Compliance by School (xls)	Indicator 7
	Compliance by Students (xls)	Missing Progress Report (xls)
Service Logging	Compliance Summary (PDF)	Overdue Eligibility/IEP Report (xls)
Special Education	Contacts Report (PDF)	Progress Report Status (PDF)
	ESY By School By Case Manager (xls)	Projected/Missed Eligibility Meetings (xls)
	ESY by Service (xls)	Projected/Missed IEP Meetings (xls)



Charter Schools must also review Indicator 7 report to identify students with COSF data transferred from previous PSU

- Training video and resources available in ECATS (Main Menu > Resources)

Resources				Review the License Agreement	Upload File(s)	Delete/Update Documents
Federal Reporting	<input type="checkbox"/>	<input type="checkbox"/>	Federal Reporting	10/26/2020	Beth Burris	ECATS Indicator 11 Reporting - Exceptions Tab Guide
Service Logging Documents	<input type="checkbox"/>	<input type="checkbox"/>	Federal Reporting	10/13/2020	Beth Burris	ECATS Indicator 11 Reporting - Updating Initial Delay Reason Guide
Special Education Documents	<input type="checkbox"/>	<input type="checkbox"/>	Federal Reporting	10/13/2020	Beth Burris	ECATS Indicator 11 Reporting - Errors and Warnings Guide
	<input type="checkbox"/>	<input type="checkbox"/>	Federal Reporting	10/13/2020	Beth Burris	ECATS Indicator 11 Reporting - FAQ Guide
	<input type="checkbox"/>	<input type="checkbox"/>	Federal Reporting	10/13/2020	Beth Burris	ECATS Training Federal Reporting Webinar Videos - Last Updated 10/11/2020

[ECATS Indicator 7 Reporting - Errors and Warnings Reference Guide](#)
[ECATS Indicator 7 Reporting Checklist](#)

Understanding COS & Preparing for Ind 7

Resource: NC Child Outcomes Summary Tips, Tricks & Resources

<https://padlet.com/dawnmeskil/COSResources>

padlet

Dawn Meskil + 4 • 6d

NC Child Outcomes Summary Tips, Tricks & Resources

Please submit any additional resources to dawn.meskil@dpi.nc.gov.

SIGN UP LOG IN SHARE

About Child Outcomes

Dawn Meskil 2mo

ECTA/DaSy: Breadth of the Three Child Outcomes

PDF

Also available in Spanish

☆ Rate 0

Add comment

For Families

Dawn Meskil 22d

ECTA/DaSy: Breadth of the Three Child Outcomes

PDF

Also available in Spanish

☆ Rate 0

Add comment

Child Outcomes Tools

Dawn Meskil 22d

ECTA Video: Child Outcomes Step-by-Step

ectacenter.org

This video describes and illustrates the three child outcomes adopted by the Office of Special Education Programs (OSEP) and reported on by all state early intervention (Part C) and preschool special education (Part B, Section 619) programs as part of their Annual Performance Report (APR).

☆ Rate 0

Add comment

COS Data

Dawn Meskil 22d

NC-ELN: What to Look for in your Early Childhood Outcome Data?

DOCX

☆ Rate 0

Add comment

ECATS

Dawn Meskil 15d

How to access ECAT Training Videos

ECATS Federal Reporting videos in ECATS

Go to the Main Menu > Resources section > Federal Reporting tab.

☆ Rate 0

Add comment

Other States

Dawn Meskil 22d

Vermont Resources

education.vermont.gov

Early Childhood Special Education Services | Agency of Education

☆ Rate 0

Add comment

Related Resources

Dawn Meskil 22d

NCPMI (National Center for Pyramid Model Innovations)

challengingbehavior.cbcs.u...

National Center for Pyramid Model Innovations NCPMI

☆ Rate 0

Add comment

ECATS

Dawn Meskil 15d

Federal Reporting Preparation

PDF

To support preparation for federal reporting, a report is available to check data each month for accuracy and address any possible errors that must be corrected prior to the certification schedule. This report is accessible in ECATS from Reporting > Standard Reports > Special Education tab.

☆ Rate 0

Add comment

Other States

Anonymous 2mo

Illinois Resources

ecire.org

The Early Childhood Outcomes in Illinois module was developed by Early CHOICES. This module reviews the three Early Childhood Outcomes that are used to help measure the impact early childhood intervention has on a child's ability to have positive

☆ Rate 0

Add comment

For Families

Dawn Meskil 22d

NC A Family Guide to Understanding the Early Childhood Outcomes Measurement Process

PDF

Brochure designed for Families

☆ Rate 0

Add comment

Child Outcomes Tools

Dawn Meskil 22d

ECTA: COS Form and Instructions

☆ Rate 0

Add comment

COS Data

Dawn Meskil 22d

NC-ELN: Child Outcomes Data Quality Assurance

DOCX

☆ Rate 0

Add comment

education.vermont.gov/student-support/early-education/early-childhood-special-education

Indicator 11 Tips

Child Find

Indicator 11

- Opens October 3rd and closes October 31st
- Captures the percent of students for whom a referral was received, and placement determined within 90 days
- Based on data from the 7/1/2021 through 6/30/2022 reporting period

Indicator 11

- Indicator 11 report available to review data

Scheduled Reports		
Early Warning System	Accommodations Report School/Grade/Class/Test	Exit Count
FAM-S	Caseloads as of a Point in Time	IEP Services Report with Location (xls)
	Caseloads Report Admin (xls)	IEP Services Report with Location/Transportation (xls)
General	Child Count	IEP Services Report with Minutes (xls)
	Compliance by Case Manager (xls)	Indicator 11
Progress Monitoring	Compliance by School (xls)	Indicator 7
	Compliance by Students (xls)	Missing Progress Report (xls)
Service Logging	Compliance Summary (PDF)	Overdue Eligibility/IEP Report (xls)
Special Education	Contacts Report (PDF)	Progress Report Status (PDF)
	ESY By School By Case Manager (xls)	Projected/Missed Eligibility Meetings (xls)
	ESY by Service (xls)	Projected/Missed IEP Meetings (xls)

- Training video and resources available in ECATS (Main Menu > Resources)

Resources				Review the License Agreement	Upload File(s)	Delete/Update Documents
Federal Reporting	<input type="checkbox"/>		Federal Reporting	10/26/2020	Beth Burris	ECATS Indicator 11 Reporting - Exceptions Tab Guide
	<input type="checkbox"/>		Federal Reporting	10/13/2020	Beth Burris	ECATS Indicator 11 Reporting - Updating Initial Delay Reason Guide
Service Logging Documents	<input type="checkbox"/>		Federal Reporting	10/13/2020	Beth Burris	ECATS Indicator 11 Reporting - Errors and Warnings Guide
Special Education Documents	<input type="checkbox"/>		Federal Reporting	10/13/2020	Beth Burris	ECATS Indicator 11 Reporting - FAQ Guide
	<input type="checkbox"/>		Federal Reporting	10/13/2020	Beth Burris	ECATS Training Federal Reporting Webinar Videos - Last Updated 10/11/2020



Preparing for Indicator 11

Things to check in the student record

- ☐ If initial placement is after 90-day timeline, document initial placement delay reason

General Data Part C Referral: C to B Transition **Part B Referral**


Referral Data

Referral Date:	90 Day Timeline End Date:	Private School Non-Participation Notice Date (If Applicable):	Delay Reason (If Applicable):
10/12/2021	01/10/2022	<input type="text"/> 	IN02: Referral paperwork not processed in a time 

- ☐ If initial placement is within 90-day timeline, submit Consent for Services response

Consent for Services

[CREATE CONSENT FOR SERVICES](#)

 Use the link directly above to create a final parent/guardian/student consent for services document. Then submit the response information in the fields directly below.

Parent/Guardian/Student Consent for Services Response: Parent/Guardian/Student Signed - Yes 

Parent/Guardian/Student Consent for Services Date Signed: 11/03/2021 

SUBMIT CONSENT FOR SERVICES RESPONSE

Reminder: Consent Response

EC Process > Consent screen

Consent to Evaluate

[CREATE CONSENT TO EVALUATE](#)



Use the link directly above to create a final parent/guardian/student Consent to Evaluate document. Then submit the response information in the fields directly below.

Consent for Services

[CREATE CONSENT FOR SERVICES](#)



Use the link directly above to create a final parent/guardian/student consent for services document. Then submit the response information in the fields directly below.

Documents created for

- ☐ [Consent for Eval](#)
- ☐ [Consent for Services](#)

Remember: An open check box associated with the Consent document indicates the document was finalized, the but the Consent response has not yet been submitted on the EC Process > Consent screen.

Reminder: Consent Response

EC Process > Consent screen

Consent to Evaluate

[CREATE CONSENT TO EVALUATE](#)

Use the link directly above to create a final parent/guardian/student Consent to Evaluate document. Then submit the response information in the fields directly below.

Initial or Reeval? ☒ Initial ☐ Reeval

Parent/Guardian/Student Consent to Evaluate Response: Parent/Guardian/Student Signed - Yes

Parent/Guardian/Student Consent to Evaluate Date Signed: 09/28/2021



The following question is specific to private school students ONLY. Regardless of whether a student is private school or public school status, users should complete the applicable EC processes.

Is the parent requesting an evaluation/reevaluation solely for the purpose of applying or renewing scholarships (vouchers), and will not receive services through a private school services plan (PSSP)?

Date:

[SUBMIT CONSENT TO EVALUATE RESPONSE](#)

Consent for Services

[CREATE CONSENT FOR SERVICES](#)

Use the link directly above to create a final parent/guardian/student consent for services document. Then submit the response information in the fields directly below.

Parent/Guardian/Student Consent for Services Response: Parent/Guardian/Student Signed - Yes

Parent/Guardian/Student Consent for Services Date Signed: 10/27/2021

[SUBMIT CONSENT FOR SERVICES RESPONSE](#)

Reminder: Consent Response

Confirm the response was submitted

Documents created for

- E** [Consent for Eval](#)
- E** [Consent for Services](#)

Remember: The red **E** associated with the Consent document indicates the document was finalized, and the Consent response was submitted on the EC Process > Consent screen.

Student History

10/27/2021



Provision of Services Parental Consent

09/28/2021



Parent Consent (Yes)

Remember: The Provision of Services Parental Consent event and Parent Consent (Yes) event on the Student History screen indicates the Consent responses were submitted on the EC Process > Consent screen.

Preparing for Indicator 11

Things to check in the student record

- ☐ Upload signed copy of Consent to Evaluate (if applicable) and Consent for Services to Documents

Documents					
<u>Document</u>		Batch	<u>Status</u>	Del	Attachment
<u>Consent for Services</u>	PDF	<input type="checkbox"/>	Final	<input type="checkbox"/>	<u>Consent for Services 9-3-21</u>
<u>Consent for Eval</u>	PDF	<input type="checkbox"/>	Final	<input type="checkbox"/>	<u>consent for evaluatin, signed 7-10-21</u>

Preparing for Indicator 11

Things to check in the student record

- ❑ Remove the initial placement delay reason from the Data Collection screen if there was no delay

Referral Received by School Date	Referral Determination Date	Referred for Evaluation	Consent to Evaluate Date	Consent to Evaluate Purpose	Consent to Evaluate Given	Evaluation Purpose	Eligibility Date	Eligible	Pvt School Non-participant Notice Date	Initial Placement Date	Initial Placement Delay Reason	Consent for Placement Date	Consent for Placement Given	# Days Delayed	Subtraction Category
11/12/2021	11/12/2021	Y	11/12/2021	INIT	Yes	INIT	3/4/2022	Yes		3/4/2022	IN05: Other	11/12/2021	Yes	0	Eligible
1/20/2022	1/20/2022	Y	1/20/2022	INIT	Yes	INIT	4/8/2022	Yes		4/8/2022	IN04: Delay in getting parent consent	4/12/2022	Yes	0	Eligible
11/23/2021	1/7/2022	Y	11/24/2021	INIT	Yes	INIT	1/31/2022	Yes		1/31/2022	IN05: Other	1/31/2022	Yes	0	Eligible
10/29/2021	11/5/2021	Y	11/8/2021	INIT	Yes	INIT	1/21/2022	Yes		1/21/2022	IN04: Delay in getting parent consent	1/24/2022	Yes	0	Eligible

Student History

Event Date*

Event Type

01/24/2022



Provision of Services Parental Consent

Timeliness and Special Situations

General Data

Part C Referral: C to B Transition

Part B Referral

Referral Data

Referral Date:

90 Day Timeline End Date:

Private School Non-Participation Notice Date (If Applicable):

Delay Reason (If Applicable):

10/29/2021

01/27/2022



IN04: Delay in getting parent consent

Preparing for Indicator 11

Reminders

- ☐ Do not wait until October to begin reviewing the Indicator 11 Report for accuracy of data
- ☐ Routinely review the Student Details tab in the Indicator 11 report
- ☐ The Exceptions tab in the Indicator 11 report displays errors in student records that must be corrected before certifying data. It does not display discrepancies (“false delays”) created by incorrect or incomplete data entry
- ☐ Delete duplicate referral events for the same student record
- ☐ Review the [Indicator 11 Standard Report Tip Sheet](#)

Indicator 12 Tips

Part C to Part B Timely Referral

Indicator 12

- Captures data on students who received Part C services and were referred to Part B during the 7/1/2021 through 6/30/2022 reporting period.
- All students must have an IEP developed within 90 days of the referral and receive services by their 3rd birthday.
- All Traditional Public School Units must submit completed Indicator 12 spreadsheets to ecindicators@dpi.nc.gov by October 31st.
- Charter Schools and State Operated Programs do not submit Indicator 12


Indicator 12 Spreadsheet

[Home](#)[Educators](#) ▾[Students & Families](#) ▾[Districts & Schools](#) ▾[Data & Reports](#) ▾[News](#) ▾[About DPI](#) ▾[NC DPI](#) » [Districts & Schools](#) » [Classroom Resources](#) » [Exceptional Children](#) » [Every Child Accountability & Tracking System \(ECATS\)](#) » [Reporting](#)

Indicator 12 - Part C to Part B Timely Referral

Indicator 12 will be submitted on spreadsheets by all PSUs. Charter Schools do not need to submit an Indicator 12 spreadsheet this year. The Indicator 12 spreadsheet has a tab with helpful clarifications to assist PSUs in entering their data and can be found below. The spreadsheet can be submitted at any time prior to the due date of October 31, 2022. Your cooperation in meeting the deadline for data submission is greatly appreciated. Please email all Indicator 12 spreadsheets to ecindicators@dpi.nc.gov.

2021-22 Indicator 12 Spreadsheet

[Indicator 12 Excel Spreadsheet](#)[Indicator 12 Data Collection Templates](#)[Child Find Resources | NC Early Learning Network \(unc.edu\)](#) [Transition Resources | NC Early Learning Network \(unc.edu\)](#) 

Remember to submit Indicator 12 spreadsheet to ecindicators@dpi.nc.gov by October 31st

Preparing for Indicator 12

Identifying students for Indicator 12

- ❑ Run the Indicator 11 report in ECATS.
- ❑ In the Indicator 11 Excel spreadsheet, add a column next to *Date of Birth* and label it, *Age as of Referral Date*.

Date Of Birth	Age as of Referral Date	Grade
▼	▼	▼
11/21/2016		PK
5/9/2015		1
12/10/2017		PK
8/22/2013		2
2/24/2019		PK

Preparing for Indicator 12

Identifying students for Indicator 12

- ❑ Enter the following formula in the first cell under the header, *Age as of Referral Date*:

=DATEDIF(K2,V2,"y")

or

=DATEDIF(RC[-1],RC[10],"y")

- ❑ **Note:** This formula calculates in years the difference between the *Date of Birth* and *Referral Received by School Date*

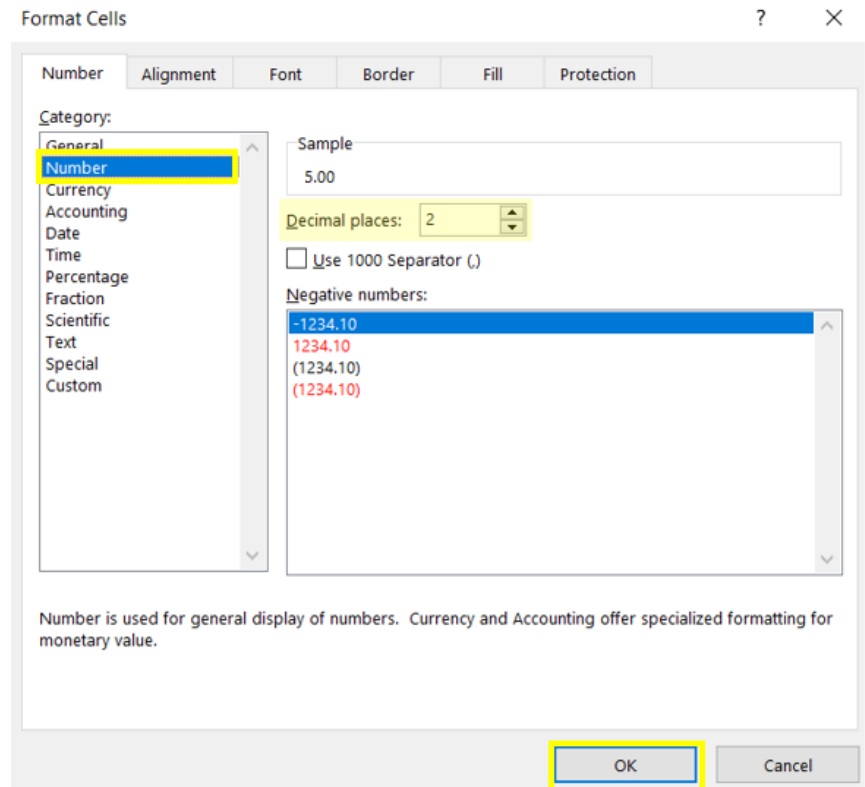
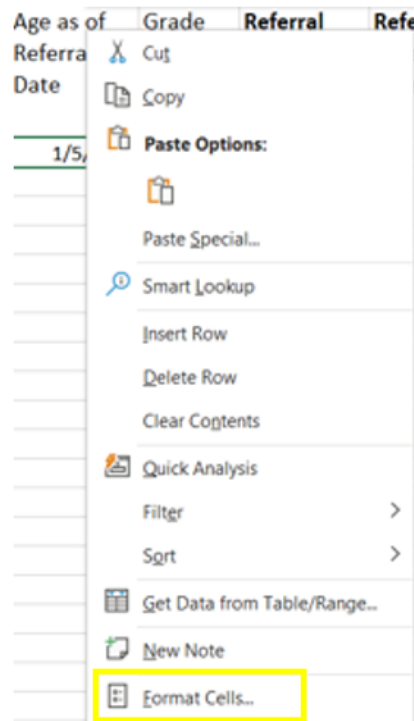
11	12	16	22	23
Date Of Birth	Age as of Referral Date	Grade	Referral Received by School Date	Referral Determination Date
11/21/2016	RC[10],"y")	PK	2/2/2022	3/16/2022

Preparing for Indicator 12

Identifying students for Indicator 12

Date Of Birth	Age as of Referral Date	Grade	Referral Received by School Date
11/21/2016	1/5/1900	PK	2/2/2022

Change the format of the cell contents to Number



Preparing for Indicator 12

Identifying students for Indicator 12

- ☐ Copy and paste the formula down *Age as of Referral Date* column.
- ☐ Filter *Age as of Referral Date* column results by Age 2 and less than Age 3 (e.g., Age 2.5).

Date Of Birth	Age as of Referral Date	Grade	Referral Received by School Date	Referral Determination Date
2/24/2019	2.00	PK	11/22/2021	11/22/2021
4/7/2019	2.00	PK	3/4/2022	3/4/2022
4/10/2019	2.00	PK	3/9/2022	3/9/2022
7/5/2019	2.00	PK	4/14/2022	4/14/2022
11/14/2018	2.00	PK	10/8/2021	10/8/2021

- ☐ This helps to identify students who were referred prior to Age 3 during the selected reporting period.

Other Reminders

NC ECATS Data Managers Contact Directory
Federal Reporting Office Hours Website

ECATS Data Managers Contact Directory

Update the Contact Directory with any corrections and/or additions.

<https://docs.google.com/document/d/1tQFdgbqV1kqhMXN9PIGR38JrYbvR8UuZ/edit?usp=sharing&oid=100162846075394212010&rtpof=true&sd=true>

ECATS website: Federal Reporting Office Hours

Access previous PowerPoint and session recordings from the ECATS website at <https://www.dpi.nc.gov/districts-schools/classroom-resources/exceptional-children/every-child-accountability-tracking-system-ecats/reporting/federal-reporting-office-hours>

ECATS website: Federal Reporting Office Hours

**Every Child
Accountability &
Tracking System
(ECATS)**

[Special Education](#)

[Service Documentation](#)

[MTSS](#)

[Monday Messages](#)

[Frequently Asked Questions](#)

[Newsletters](#)

[ECATS ODS](#)

[Resources](#)

Reporting

Federal Reporting Office Hours

[Home](#) [Educators](#) [Students & Families](#) [Districts & Schools](#) [Data & Reports](#) [News](#) [About DPI](#)

NC DPI » Districts & Schools » Classroom Resources » Exceptional Children » Every Child Accountability & Tracking System (ECATS) » Reporting

» Federal Reporting Office Hours

Federal Reporting Office Hours

This is the archive of Federal Reporting Office Hour sessions. Because this is an archive, please note that some website links may change.

Reporting

Federal Reporting Office
Hours

Frequently Asked Questions

— 2022 Federal Reporting Office Hours Resources

[Federal Reporting Office Hours FAQs](#)

May

- [Welcome to the Federal Data Q&A - May 2022](#)
- [Federal Reporting Office Hours session 5.4.22](#) [PDF](#) - Password: mDXjSid4
 - [Transcript](#)