

Indicator 8: Parent Involvement Webinar

March 21, 2024

Agenda

- Welcome / Introductions
- The Why
- Indicator 8 Requirements
- Survey Process and Data Sources
- Next Steps / Tips for success
- Resources

Your Indicator 8 Webinar Support Team

Amy Betz

Regional Coordinator

Khalilah O'Farrow-Boulware

IDEA Consultant

Johanna Lynch

Parent Liaison

Sherri Vernelson

Section Chief

The Why

Federal Requirement

- The Office of Exceptional Children (OEC) is **federally required** by the U.S. Department of Education to survey parents of children receiving special education services under the Individual with Disabilities Education Act (IDEA).
- The OEC must report the collected survey data in Indicator 8: Parent Involvement on the annual federal State Performance Plan (SPP).

Inquiring minds want to know ...

Do parents perceive that:

- They play an integral role in assisting their child's learning;
- They are encouraged to be actively involved in their child's education at school;
- They are full partners in their child's education and are included, as appropriate, in decision-making and on advisory committees to assist in the education of their child.

It benefits the PSU, not just the State

- Provides perspective on parent's perceptions about their involvement
- Identify strengths and areas of improvement for the district related to parental involvement
- Opportunity to develop a plan to train / coach / support staff to better engage parents

Indicator 8 Requirements

Indicator 8 Overview

Indicator 8 Overview: results indicator measuring the percentage of parents with a child receiving special education services who report that schools facilitated parent involvement as a means of improving services and results for children with disabilities.

Indicator 8 Goal: improve services and results for students with disabilities by facilitating positive parent involvement

Indicator 8 Measurement: Percent of parents with a child receiving special education services who report that schools facilitated parent involvement as a means of improving services and results for children with disabilities. (20 U.S.C. 1416(a)(3)(A))

Parental Involvement Target

FFY	2020-21	2021-22	2022-23	2023-24	2024-25	2025-26
Target >=	45.17%	49.36%	50.00%	51.00%	52.00%	53.00%
Actual	45.17%	48.48%	50.07%			
Met Target	Yes	No	Yes			

Parental Response Rate

OEC Indicator 8 Response Rate Goal: 10%


FFY	2020-21	2021-22	2022-2023	2023-24
Sample	79,587	85,032	80,150	84,169
# of Responses	3,693	3,729	3,034	TBD
Percentage of Overall Sample	4.64%	4.29%	3.79%	TBD

Indicator 8 Survey Process

Indicator 8 Survey Process

- PSUs are selected to participate based on a 5 year cycle
 - [Indicator 8 Sampling Plan](#)
- Sample includes all parents of students with disabilities on December 1 Child Count for the sample year
- PSU is responsible for disseminating the survey to parents
- The OEC provides support and resources to PSUs

Data Collection Window for 2023-24



April 1, 2024 to July 1, 2024

Survey Information

The survey is currently available in 11 languages

- Parent selects survey language in the top right corner
 - English
 - Spanish
 - French
 - Romanian
 - Tagalog
 - Vietnamese
 - and more....

✓ English

Español

Español (América Latina)

Français

Français (Canada)

Română

Tagalog

Tiếng Việt

Русский

Українська

العربية

日本語

简体中文

繁體中文

Survey information

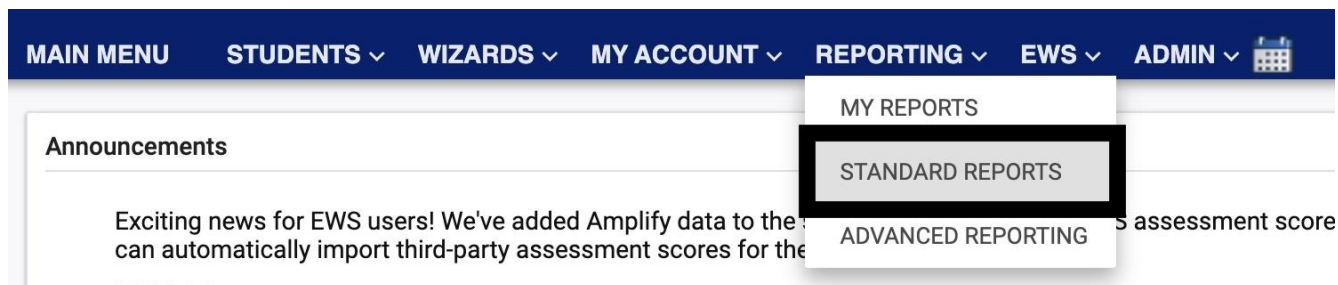
New for 2023-24: one survey link for preschool and school-age

Survey questions are anonymous and include:

- School district
- Race/ethnicity
- Primary Disability
- Partnership Efforts and Quality of Services
- IEP Meeting Process
- Parent Support / Training
- Other (Behavior, Transition, Assessments)
- Open field for additional information

Indicator 8 Data Source

Accessing Child Count Data in ECATS



- Reporting drop list > select Standard Reports
- Special Education tab > select Child Count

Early Warning System	Accommodations Report School/Grade/Class/Test	IEP Services Report with Location (xls)
FAM-S	Caseloads as of a Point in Time	IEP Services Report with Location/Transportation (xls)
	Caseloads Report Admin (xls)	IEP Services Report with Minutes (xls)
General	Child Count	Indicator 11
	Compliance by Case Manager (xls)	Indicator 14
PaperClip	Compliance by School (xls)	Indicator 7
	Compliance by Students (xls)	Missing Progress Report (xls)
Progress Monitoring	Compliance Summary (PDF)	Overdue Eligibility/IEP Report (xls)
	Contacts Report (PDF)	Progress Report Status (PDF)
Service Logging	ESY By School By Case Manager (xls)	Projected/Missed Eligibility Meetings (xls)
	ESY by Service (xls)	Projected/Missed IEP Meetings (xls)
Special Education	Exit Count	Case Management Report
	Federal Indicator Excluded Students	Indicator 11 Quality Check

Accessing Child Count Data in ECATS

Data Source: OSEP/Final Reporting Database

Count Period: December 2023 | 12/02/2022 - 12/01/2023

CHECK ALL **CHECK NONE**

☐ Import Holding School

☐ Graduated Students

☐ Anson Academy

Schools: ☐ Anson Co. Early College High

☐ Anson High School

☐ Anson Middle

☐ Ansonville Elementary

☐ Lilesville Elementary

☐ Morven Elementary

☐ Peachland-Polkton Elem

☐ Wadesboro Elementary

☐ Wadesboro Primary

☐ Homeless

☐ More At Four

☐ Admin School

☐ CECAS

☐ Migrant

☐ DPI FTE School

☐ LEP

Include Exceptions/Validations: ☐

Sort By: Last Name


GENERATE REPORT

- Change Data Source option to OSEP/Final Reporting Database
- Select the recently certified December Child Count
- Click Generate Report

Open your report

In the Reporting dropdown:

- Click on My Reports



Welcome, Sherri | [My Calendar](#) | [Message Board](#) | [Send Us a Message](#) | [Logout](#)

MAIN MENU


STUDENTS ▾

WIZARDS ▾

MY ACCOUNT ▾

REPORTING ▾

EWS ▾

ADMIN ▾ 

Reports

MY REPORTS

Sherri Vernelson

STANDARD REPORTS

ADVANCED REPORTING

Report Level

Report	Date Created	Created By	System	School	User
Child Count	03/05/2024 08:50:00	Sherri Vernelson			

(Reports)

Sherri Vernelson, DPI Administrator

14.28

Set-up your report to filter

- Highlight the row with the column headers
- Click the Data tab
- Click the Filter icon

Step 1: Highlight the row with the column headers

Step 2: Click the Data tab

Step 3: Click the Filter icon

	1	2	3	4	5	6	7	8	9	10	11	12	13
1	Child Count												
2	Date/Time Gene	2024-03-01 13:42:26.440											
3	Count Period Da	12/02/2022 - 12/01/2023											
4													
5	Total Students:	3170											
6	Region	LEA Code	LEA Name	NCESID	School Co	School Na	Student I	Last Name	First Name	Date Of Birth	Age As Of	Is Hispani	Race
7	ECATS	ABC	ECATS	ABC	123	ECATS	ABC123	STUDENT	SAMPLE1	2014-03-26	9	0	WH7
8	ECATS	ABC	ECATS	ABC	123	ECATS	ABC124	STUDENT	SAMPLE2	2010-09-16	13	0	WH7
9	ECATS	ABC	ECATS	ABC	123	ECATS	ABC125	STUDENT	SAMPLE3	2016-07-17	7	0	BL7
10	ECATS	ABC	ECATS	ABC	123	ECATS	ABC126	STUDENT	SAMPLE4	2012-12-14	10	0	WH7
11	ECATS	ABC	ECATS	ABC	123	ECATS	ABC127	STUDENT	SAMPLE5	2019-08-28	4	0	BL7

Filter to meet your needs

	1	2	3	4	5	6	7	8	9	10	11	12	13	14	15	16	17
1	Child Count																
2	Date/Time Generated 2024-03-01 13:42:26.440																
3	Count Period Date 12/02/2022 - 12/01/2023																
4																	
5	Total Students: 3170																
6	Region	LEACo	LEANA	NCESID	School	School	Student	LastName	FirstName	DateOfBirth	AgeAsOf	IsHispanic	Race	IsLEP	Gender	Grade	EPStar
7	ECATS	ABC	ECATS	ABC	123	ECATS	ABC123	STUDENT	SAMPLE1	2014-03-26	9	0	WH7	Y	M	4	
8	ECATS	ABC	ECATS	ABC	123	ECATS	ABC124	STUDENT	SAMPLE2	2010-09-16	13	0	WH7	N	M	7	
9	ECATS	ABC	ECATS	ABC	123	ECATS	ABC125	STUDENT	SAMPLE3	2016-07-17	7	0	BL7	N	F	2	

You are ready to filter the report based on your needs

Next Steps & Tips for Success

Next Step Reminders



- Generate the child count report. (December 2023 OSEP Child Count)
- Identify methods of dissemination so you are ready to go April 1, 2024
- Identify dates for follow-up and reminders
- Keep track of your responses in real time through the [survey tracker](#)
- Set a goal! How many parent responses would you like to get?

What did other districts do?

Feedback from Kanika Griffin, EC Director,
Perquimans County Schools ...

- Director met with contacts for each school (IEP chair/leads)
- Asked case managers to follow up with the students on caseload — personal reachout
- At events — Set up stations to complete surveys during

PTA meetings/parent nights to address limited Wi-Fi

- If parents did not attend events, they completed surveys in media centers after IEP meetings
- In general, provided computer access for parents

What did other districts do?

Feedback from Mike Marcella, former EC Director,
and Jana Dobbins, Watauga County Schools ...

- Director worked with the PowerSchool person in county to develop a compilation of email addresses for all parents with students with an IEP
- Sent 3 email reminders to parents to fill out survey
- Felt they had a good rapport with families because they are a small district so the ask was better received

Tips for Success

- Utilize multiple methods of reminding parents about the survey
 - Flyer - send home / post in building / share at IEP meeting
 - Email, snail mail, text
 - Post on district social media
 - Share with district Special Education Advisory Council
 - Have a computer available for parents to complete online survey
 - Have paper copies of the survey at each school
- Engage school personnel who can encourage parents to respond
- Check your response rate prior to end date (7/1)
- Review your survey data

Using your data

- Analyze your survey data thoughtfully
- Look for strengths
- Look for areas of improvement
- Make improvements where needed
 - Engage parents

Resources

Resources

- [Indicator 8 Sampling Plan](#)
- All resources, including this webinar recording will be posted to the NCDPI Office of Exceptional Children website
- [Link to resources](#)

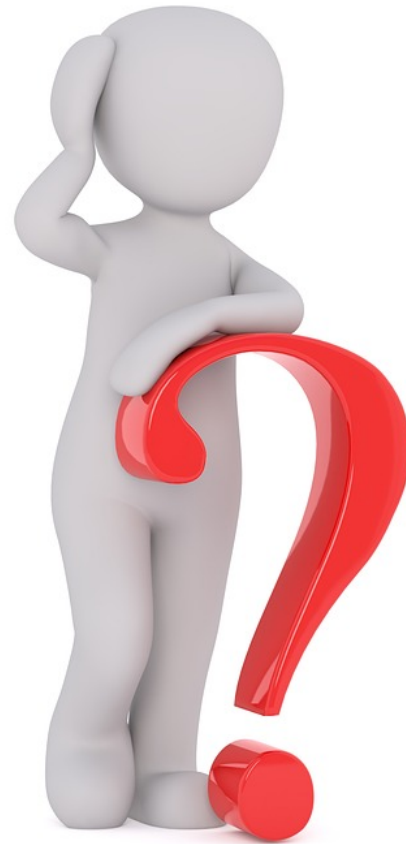
Parent Resources

- Indicator 8 Parent Flyers in English and Spanish
- Indicator 8 Letter to Parents



Ready... Set ... Disseminate!

What questions do you have?



Contact Information

Amy Betz

amy.betz@dpi.nc.gov

Khalilah O'Farrow-Boulware

khalilah.ofarrow@dpi.nc.gov

Johanna Lynch

johanna.lynch@dpi.nc.gov

Sherri Vernelson

sherri.vernelson@dpi.nc.gov

THANK YOU!